



- About PatientCareLink
- Hospital Data
- Success Stories
- Improving Patient Care
- Workforce
- For Patients & Families

Home - Hospital Data - Staffing Plans & Reports - 2012 Reports - Holy Family Hospital & Medical Center - Holy Family Hospital & Medical Center - ICU/CCU

Hospital Data

Staffing Plans & Reports

[2013 Plans](#)

[2012 Reports](#)

[2011 Reports](#)

[2010 Reports](#)

[2009 Reports](#)

[2008 Reports](#)

[2007 Reports](#)

[2006 Reports](#)

[FAQ's About Staffing Plans](#)

Performance Measures

Holy Family Hospital & Medical Center - ICU/CCU

Acute Care

[ICU/CCU](#)

Adult Critical Care - Medical / Surgical Combined

230 Hospital Licensed Beds

Date of Services Budgeted: FY 2012

A well-staffed unit is not only defined by the number of caregivers included in the team, but by the carefully chosen members of each team depending upon the needs of each patient and the unit overall.

[How to Read and Understand Staffing Plans](#)

Average Number of Patients Per Day:	9.05
-------------------------------------	------

Direct Caregivers	Scheduled Hours	Shift Length	Number of Staff						
			Mon	Tues	Wed	Thurs	Fri	Sat	Sun
Day Shift									
RN	7am-3pm	8.00	5.00	5.00	5.00	5.00	5.00	5.00	5.00
Unticensed Assistive Personnel	7am-3pm	8.00	1.00	1.00	1.00	1.00	1.00	1.00	1.00
Evening Shift									
RN	3pm-11pm	8.00	5.00	5.00	5.00	5.00	5.00	5.00	5.00
Unticensed Assistive Personnel	3pm-11pm	8.00	1.00	1.00	1.00	1.00	1.00	1.00	1.00
Night Shift									
RN	11pm-7am	8.00	5.00	5.00	5.00	5.00	5.00	5.00	5.00
Unticensed Assistive Personnel	11pm-7am	8.00	1.00	1.00	1.00	1.00	1.00	1.00	1.00

Plan / Budgeted Direct WHPPD (Worked Hours Per Patient Day)	15.82
---	-------

Plan / Budgeted Direct WHPPD (Worked Hours Per Patient Day)	15.82
Actual Worked Hours Per Patient Day	15.71
% Difference	-0.70%

Additional Care Team Members			
Click here for Care Team Member definitions			
Skills	Shift Coverage		
	Day	Evening	Night
Unit Nurse Management	X		
Staff Educator	X		
Clinical Nurse Specialist			
Unit Clerical Support	X	X	
1:1 Patient Observer	X	X	X
Admissions Nurse			
Patient Transport Team	X	X	
IV Therapy Team / Line Access			

Additional Unit Information:

Other Team Members:

Other is Interpreter Services available 24/7

Monitor Technician			
Rapid Response Team	X	X	X
Respiratory Therapy Support	X	X	X
Nutritionist	X		
Rehab Activities (OT, PT, Speech)	X		
Clinical Pharmacist	X	X	X
Licensed Social Services / Case Management	X		
Spiritual Services	X	X	X
Hospitalist / NP / PA	X	X	X
Intensivist / Neonatologist			
Nursing Student	X	X	
Recreation / Milieu Therapist			
Intern / Resident			
Other	X	X	X

There are many variables to consider in establishing safe, efficiently staffed hospital units. Patient care units differ based upon the types of patients cared for on a given unit, and the way in which care is organized and delivered there. Education and experience levels of unit staff, support from nurse educators and nurse managers also factor into unit staffing decisions, as does the unique characteristics and mission of each hospital. It is also important to look at patient outcomes (including fall rates, pressure ulcer rates, and Hospital Compare measures related to heart attack care, heart failure care, pneumonia care and surgical care) in the Performance Measures section of PatientCareLink.

The list of caregivers in these boxes were provided to all hospitals.



PatientCareLink is a joint effort of the [Massachusetts Hospital Association \(MHA\)](#) and the [Organization of Nurse Leaders, MA-RI](#).

[Terms & Conditions](#) | [Sitemap](#)

[About PatientCareLink](#) | [For Patients & Families](#) | [Hospital Data](#) | [Success Stories](#) | [Participant Login](#)

© 2013 PatientCareLink. All rights reserved. Website designed by [Boston Interactive](#)



- About PatientCareLink
- Hospital Data
- Success Stories
- Improving Patient Care
- Workforce
- For Patients & Families

Home - Hospital Data - Staffing Plans & Reports - 2012 Reports - Holy Family Hospital & Medical Center - Holy Family Hospital & Medical Center - Pediatrics Place

Hospital Data

Staffing Plans & Reports

- [2013 Plans](#)
- [2012 Reports](#)
- [2011 Reports](#)
- [2010 Reports](#)
- [2009 Reports](#)
- [2008 Reports](#)
- [2007 Reports](#)
- [2006 Reports](#)
- [FAQs About Staffing Plans](#)

Performance Measures

Holy Family Hospital & Medical Center - Pediatrics Place

Acute Care
Pediatrics Place
 Pediatrics - Medical / Surgical Combined
 230 Hospital Licensed Beds

[How to Read and Understand Staffing Plans](#)

Date of Services Budgeted: **FY 2012**

Average Number of Patients Per Day:	1.22
-------------------------------------	------

A well-staffed unit is not only defined by the number of caregivers included in the team, but by the carefully chosen members of each team depending upon the needs of each patient and the unit overall.

Direct Caregivers	Scheduled Hours	Shift Length	Number of Staff						
			Mon	Tues	Wed	Thurs	Fri	Sat	Sun
Day Shift									
RN	7am-3pm	8.00	2.00	2.00	2.00	2.00	2.00	2.00	2.00
Evening Shift									
RN	3pm-11pm	8.00	2.00	2.00	2.00	2.00	2.00	2.00	2.00
Night Shift									
RN	11pm-7am	8.00	2.00	2.00	2.00	2.00	2.00	2.00	2.00

Plan / Budgeted Direct WHPPD (Worked Hours Per Patient Day)	39.17
---	-------

Plan / Budgeted Direct WHPPD (Worked Hours Per Patient Day)	39.17
---	-------

Actual Worked Hours Per Patient Day	20.92
--	--------------

% Difference	-46.59%
--------------	---------

[Click here for more information](#)

Additional Care Team Members			
Click here for Care Team Member definitions			
Skills	Shift Coverage		
	Day	Evening	Night
Unit Nurse Management	X		
Staff Educator	X		
Clinical Nurse Specialist			
Unit Clerical Support			
1:1 Patient Observer	X	X	X
Admissions Nurse			
Patient Transport Team	X	X	
IV Therapy Team / Line Access			
Monitor Technician			

Additional Unit Information:

Other Team Members:

Other is Interpreter Services available 24/7

There are many variables to consider in establishing safe, efficiently staffed hospital units. Patient care units differ based upon the types of patients cared for on a given unit, and the way in which care is

Rapid Response Team	X	X	X
Respiratory Therapy Support	X	X	X
Nutritionist	X		
Rehab Activities (OT, PT, Speech)	X		
Clinical Pharmacist	X	X	X
Licensed Social Services / Case Management	X		
Spiritual Services	X	X	X
Hospitalist / NP / PA	X	X	X
Intensivist / Neonatologist			
Nursing Student	X	X	
Recreation / Milieu Therapist			
Intern / Resident			
Other	X	X	X

organized and delivered there. Education and experience levels of unit staff, support from nurse educators and nurse managers also factor into unit staffing decisions, as does the unique characteristics and mission of each hospital. It is also important to look at patient outcomes (including fall rates, pressure ulcer rates, and Hospital Compare measures related to heart attack care, heart failure care, pneumonia care and surgical care) in the Performance Measures section of PatientCareLink.

The list of caregivers in these boxes were provided to all hospitals.



PatientCareLink is a joint effort of the [Massachusetts Hospital Association \(MHA\)](#) and the [Organization of Nurse Leaders, MA-RJ](#).

[Terms & Conditions](#) | [Sitemap](#)

[About PatientCareLink](#) | [For Patients & Families](#) | [Hospital Data](#) | [Success Stories](#) | [Participant Login](#)

© 2013 PatientCareLink. All rights reserved. Website designed by [Boston Interactive](#)



Glossary of Health Care Terms | Search Keywords...



- About PatientCareLink
- Hospital Data
- Success Stories
- Improving Patient Care
- Workforce
- For Patients & Families

Home - Hospital Data - Staffing Plans & Reports - 2012 Reports - Holy Family Hospital & Medical Center - Holy Family Hospital & Medical Center - Russell Hall

Hospital Data

Staffing Plans & Reports

- [2013 Plans](#)
- [2012 Reports](#)
- [2011 Reports](#)
- [2010 Reports](#)
- [2009 Reports](#)
- [2008 Reports](#)
- [2007 Reports](#)
- [2006 Reports](#)
- [FAQ's About Staffing Plans](#)

Performance Measures

Holy Family Hospital & Medical Center - Russell Hall

[How to Read and Understand Staffing Plans](#)

Acute Care
[Russell Hall](#)
 Adult Medical
 230 Hospital Licensed Beds

Date of Services Budgeted: FY 2012

A well-staffed unit is not only defined by the number of caregivers included in the team, but by the carefully chosen members of each team depending upon the needs of each patient and the unit overall.

Average Number of Patients Per Day:	14.57
-------------------------------------	-------

Direct Caregivers	Scheduled Hours	Shift Length	Number of Staff							
			Mon	Tues	Wed	Thurs	Fri	Sat	Sun	
Day Shift										
RN	7am-3pm	8.00	3.00	3.00	3.00	3.00	3.00	3.00	3.00	3.00
Unlicensed Assistive Personnel	7am-3pm	8.00	2.00	2.00	2.00	2.00	2.00	2.00	2.00	2.00
Evening Shift										
RN	3pm-11pm	8.00	3.00	3.00	3.00	3.00	3.00	3.00	3.00	3.00
Unlicensed Assistive Personnel	3pm-11pm	8.00	1.00	1.00	1.00	1.00	1.00	1.00	1.00	1.00
Night Shift										
RN	11pm-7am	8.00	3.00	3.00	3.00	3.00	3.00	3.00	3.00	3.00
Unlicensed Assistive Personnel	11pm-7am	8.00	1.00	1.00	1.00	1.00	1.00	1.00	1.00	1.00

Plan / Budgeted Direct WHPPD (Worked Hours Per Patient Day)	7.10
---	------

Plan / Budgeted Direct WHPPD (Worked Hours Per Patient Day)	7.10
---	------

Actual Worked Hours Per Patient Day	7.50
-------------------------------------	------

% Difference	5.63%
--------------	-------

[Click here for more information](#)

Additional Care Team Members			
Click here for Care Team Member definitions			
Skills	Shift Coverage		
	Day	Evening	Night
Unit Nurse Management	X		
Staff Educator	X		
Clinical Nurse Specialist			
Unit Clerical Support	X	X	
1:1 Patient Observer	X	X	X
Admissions Nurse			
Patient Transport Team	X	X	

Additional Unit Information:

Other Team Members:

Other is Interpreter Services available 24/7

IV Therapy Team / Line Access			
Monitor Technician			
Rapid Response Team	X	X	X
Respiratory Therapy Support	X	X	X
Nutritionist	X		
Rehab Activities (OT, PT, Speech)	X		
Clinical Pharmacist	X	X	X
Licensed Social Services / Case Management	X		
Spiritual Services	X	X	X
Hospitalist / NP / PA	X	X	X
Intensivist / Neonatologist			
Nursing Student	X	X	
Recreation / Milieu Therapist			
Intern / Resident			
Other	X	X	X

There are many variables to consider in establishing safe, efficiently staffed hospital units. Patient care units differ based upon the types of patients cared for on a given unit, and the way in which care is organized and delivered there. Education and experience levels of unit staff, support from nurse educators and nurse managers also factor into unit staffing decisions, as does the unique characteristics and mission of each hospital. It is also important to look at patient outcomes (including fall rates, pressure ulcer rates, and Hospital Compare measures related to heart attack care, heart failure care, pneumonia care and surgical care) in the Performance Measures section of PatientCareLink.

The list of caregivers in these boxes were provided to all hospitals.



PatientCareLink is a joint effort of the [Massachusetts Hospital Association \(MHA\)](#) and the [Organization of Nurse Leaders, MA-RI](#).

[Terms & Conditions](#) | [Sitemap](#)

[About PatientCareLink](#) | [For Patients & Families](#) | [Hospital Data](#) | [Success Stories](#) | [Participant Login](#)

© 2013 PatientCareLink. All rights reserved. Website designed by [Boston Interactive](#)



Glossary of Health Care Terms | Search Keywords...



- About PatientCareLink
- Hospital Data
- Success Stories
- Improving Patient Care
- Workforce
- For Patients & Families

Home - Hospital Data » Staffing Plans & Reports » 2012 Reports » Holy Family Hospital & Medical Center - Holy Family Hospital & Medical Center - Special Care Nursery

Hospital Data

Staffing Plans & Reports

- [2013 Plans](#)
- [2012 Reports](#)
- [2011 Reports](#)
- [2010 Reports](#)
- [2009 Reports](#)
- [2008 Reports](#)
- [2007 Reports](#)
- [2006 Reports](#)
- [FAQs About Staffing Plans](#)

Performance Measures

Holy Family Hospital & Medical Center - Special Care Nursery

Acute Care
Special Care Nursery
 Neonate Level II Intermediate Care
 230 Hospital Licensed Beds

[How to Read and Understand Staffing Plans](#)

Date of Services Budgeted: FY 2012

A well-staffed unit is not only defined by the number of caregivers included in the team, but by the carefully chosen members of each team depending upon the needs of each patient and the unit overall.

Average Number of Patients Per Day:	2.39
-------------------------------------	------

Direct Caregivers	Scheduled Hours	Shift Length	Number of Staff						
			Mon	Tues	Wed	Thurs	Fri	Sat	Sun
Day Shift									
RN	7am-3pm	8.00	2.00	2.00	2.00	2.00	2.00	2.00	2.00
Evening Shift									
RN	3pm-11pm	8.00	2.00	2.00	2.00	2.00	2.00	2.00	2.00
Night Shift									
RN	11pm-7am	8.00	2.00	2.00	2.00	2.00	2.00	2.00	2.00

Plan / Budgeted Direct WHPPD (Worked Hours Per Patient Day)	19.99
---	-------

Plan / Budgeted Direct WHPPD (Worked Hours Per Patient Day)	19.99
---	-------

Actual Worked Hours Per Patient Day	16.15
-------------------------------------	-------

% Difference	-19.21%
--------------	---------

[Click here for more information](#)

Additional Care Team Members			
Click here for Care Team Member definitions			
Skills	Shift Coverage		
	Day	Evening	Night
Unit Nurse Management	X		
Staff Educator	X		
Clinical Nurse Specialist			
Unit Clerical Support	X		
1:1 Patient Observer	X	X	X
Admissions Nurse			
Patient Transport Team	X	X	
IV Therapy Team / Line Access			

Additional Unit Information:

Other Team Members:

Other is Interpreter Services available 24/7

There are many variables to consider in establishing safe, efficiently staffed hospital units. Patient care units differ based upon the types of patients cared

Monitor Technician			
Rapid Response Team	X	X	X
Respiratory Therapy Support	X	X	X
Nutritionist	X		
Rehab Activities (OT, PT, Speech)	X		
Clinical Pharmacist	X	X	X
Licensed Social Services / Case Management	X		
Spiritual Services	X	X	X
Hospitalist / NP / PA	X	X	X
Intensivist / Neonatologist	X	X	X
Nursing Student	X		
Recreation / Milieu Therapist			
Intern / Resident			
Other	X	X	X

for on a given unit, and the way in which care is organized and delivered there. Education and experience levels of unit staff, support from nurse educators and nurse managers also factor into unit staffing decisions, as does the unique characteristics and mission of each hospital. It is also important to look at patient outcomes (including fall rates, pressure ulcer rates, and Hospital Compare measures related to heart attack care, heart failure care, pneumonia care and surgical care) in the Performance Measures section of PatientCareLink.

The list of caregivers in these boxes were provided to all hospitals.



PatientCareLink is a joint effort of the [Massachusetts Hospital Association \(MHA\)](#) and the [Organization of Nurse Leaders, MA-RJ](#).

[Terms & Conditions](#) | [Sitemap](#)

[About PatientCareLink](#) | [For Patients & Families](#) | [Hospital Data](#) | [Success Stories](#) | [Participant Login](#)

© 2013 PatientCareLink. All rights reserved. Website designed by [Boston Interactive](#)



Glossary of Health Care Terms | Search Keywords...



- About PatientCareLink
- Hospital Data
- Success Stories
- Improving Patient Care
- Workforce
- For Patients & Families

Home - Hospital Data - Staffing Plans & Reports - 2012 Reports - Holy Family Hospital & Medical Center - Holy Family Hospital Medical Center - St. Anne's

Hospital Data

Staffing Plans & Reports

- [2013 Plans](#)
- [2012 Reports](#)
- [2011 Reports](#)
- [2010 Reports](#)
- [2009 Reports](#)
- [2008 Reports](#)
- [2007 Reports](#)
- [2006 Reports](#)
- [FAQ's About Staffing Plans](#)

Performance Measures

Holy Family Hospital & Medical Center - St. Anne's

Acute Care
[St. Anne's](#)
 Adult Medical
 230 Hospital Licensed Beds

[How to Read and Understand Staffing Plans](#)

Date of Services Budgeted: FY 2012

A well-staffed unit is not only defined by the number of caregivers included in the team, but by the carefully chosen members of each team depending upon the needs of each patient and the unit overall.

Average Number of Patients Per Day:	16.60
-------------------------------------	-------

Direct Caregivers	Scheduled Hours	Shift Length	Number of Staff							
			Mon	Tues	Wed	Thurs	Fri	Sat	Sun	
Day Shift										
RN	7am-3pm	8.00	3.00	3.00	3.00	3.00	3.00	3.00	3.00	3.00
Unlicensed Assistive Personnel	7am-3pm	8.00	3.00	3.00	3.00	3.00	3.00	3.00	3.00	3.00
Evening Shift										
RN	3pm-11pm	8.00	3.00	3.00	3.00	3.00	3.00	3.00	3.00	3.00
Unlicensed Assistive Personnel	3pm-11pm	8.00	2.00	2.00	2.00	2.00	2.00	2.00	2.00	2.00
Night Shift										
RN	11pm-7am	8.00	3.00	3.00	3.00	3.00	3.00	3.00	3.00	3.00
Unlicensed Assistive Personnel	11pm-7am	8.00	1.00	1.00	1.00	1.00	1.00	1.00	1.00	1.00

Plan / Budgeted Direct WHPPD (Worked Hours Per Patient Day)	7.19
---	------

Plan / Budgeted Direct WHPPD (Worked Hours Per Patient Day)	7.19
---	------

Actual Worked Hours Per Patient Day	7.30
% Difference	1.53%

Additional Care Team Members			
Click here for Care Team Member definitions			
Skills	Shift Coverage		
	Day	Evening	Night
Unit Nurse Management	X		
Staff Educator	X		
Clinical Nurse Specialist			
Unit Clerical Support	X	X	
1:1 Patient Observer	X	X	X
Admissions Nurse			
Patient Transport Team	X	X	
IV Therapy Team / Line Access			

Additional Unit Information:

Other Team Members:

Other is Interpreter Services available 24/7

Monitor Technician			
Rapid Response Team	X	X	X
Respiratory Therapy Support	X	X	X
Nutritionist	X		
Rehab Activities (OT, PT, Speech)	X		
Clinical Pharmacist	X	X	X
Licensed Social Services / Case Management	X		
Spiritual Services	X	X	X
Hospitalist / NP / PA	X	X	X
Intensivist / Neonatologist			
Nursing Student	X	X	
Recreation / Milieu Therapist			
Intern / Resident			
Other	X	X	X

There are many variables to consider in establishing safe, efficiently staffed hospital units. Patient care units differ based upon the types of patients cared for on a given unit, and the way in which care is organized and delivered there. Education and experience levels of unit staff, support from nurse educators and nurse managers also factor into unit staffing decisions, as does the unique characteristics and mission of each hospital. It is also important to look at patient outcomes (including fall rates, pressure ulcer rates, and Hospital Compare measures related to heart attack care, heart failure care, pneumonia care and surgical care) in the Performance Measures section of PatientCareLink.

The list of caregivers in these boxes were provided to all hospitals.



PatientCareLink is a joint effort of the [Massachusetts Hospital Association \(MHA\)](#) and the [Organization of Nurse Leaders, MA-RI](#).

[Terms & Conditions](#) | [Sitemap](#)

[About PatientCareLink](#) | [For Patients & Families](#) | [Hospital Data](#) | [Success Stories](#) | [Participant Login](#)

© 2013 PatientCareLink. All rights reserved. Website designed by [Boston Interactive](#)



- About PatientCareLink
- Hospital Data
- Success Stories
- Improving Patient Care
- Workforce
- For Patients & Families

Home » [Hospital Data](#) » [Staffing Plans & Reports](#) » [2012 Reports](#) » [Holy Family Hospital & Medical Center](#) » Holy Family Hospital & Medical Center - St. Dymphna's

Hospital Data

Holy Family Hospital & Medical Center - St. Dymphna's

Staffing Plans & Reports

- [2013 Plans](#)
- [2012 Reports](#)
- [2011 Reports](#)
- [2010 Reports](#)
- [2009 Reports](#)
- [2008 Reports](#)
- [2007 Reports](#)
- [2006 Reports](#)

[FAQ's About Staffing Plans](#)

Performance Measures

Acute Care
 St. Dymphna's
 Behavioral Health - Adult
 230 Hospital Licensed Beds

[How to Read and Understand Staffing Plans](#)

Date of Services Budgeted: FY 2012

Average Number of Patients Per Day:	20.38
-------------------------------------	-------

A well-staffed unit is not only defined by the number of caregivers included in the team, but by the carefully chosen members of each team depending upon the needs of each patient and the unit overall.

Direct Caregivers	Scheduled Hours	Shift Length	Number of Staff						
			Mon	Tues	Wed	Thurs	Fri	Sat	Sun
Day Shift									
RN	7am-3pm	8.00	4.00	4.00	4.00	4.00	4.00	4.00	4.00
Mental Health Counselor	7am-3pm	8.00	3.00	3.00	3.00	3.00	3.00	3.00	3.00
Evening Shift									
RN	3pm-11pm	8.00	4.00	4.00	4.00	4.00	4.00	4.00	4.00
Mental Health Counselor	3pm-11pm	8.00	3.00	3.00	3.00	3.00	3.00	3.00	3.00
Night Shift									
RN	11pm-7am	8.00	2.00	2.00	2.00	2.00	2.00	2.00	2.00
Mental Health Counselor	11pm-7am	8.00	2.00	2.00	2.00	2.00	2.00	2.00	2.00

Plan / Budgeted Direct WHPPD (Worked Hours Per Patient Day)	7.03
---	------

Plan / Budgeted Direct WHPPD (Worked Hours Per Patient Day)	7.03
---	------

Actual Worked Hours Per Patient Day	6.67
-------------------------------------	------

% Difference	-5.12%
--------------	--------

[Click here for more information](#)

Additional Care Team Members			
Click here for Care Team Member definitions			
Skills	Shift Coverage		
	Day	Evening	Night
Unit Nurse Management	X		
Staff Educator	X		
Clinical Nurse Specialist			
Unit Clerical Support	X	X	
1:1 Patient Observer	X	X	X
Admissions Nurse			
Patient Transport Team	X	X	

Additional Unit Information:

Other Team Members:

Other is Interpreter Services 24/7

IV Therapy Team / Line Access			
Monitor Technician			
Rapid Response Team	X	X	X
Respiratory Therapy Support	X	X	X
Nutritionist	X		
Rehab Activities (OT, PT, Speech)	X		
Clinical Pharmacist	X	X	X
Licensed Social Services / Case Management	X		
Spiritual Services	X	X	X
Hospitalist / NP / PA	X	X	X
Intensivist / Neonatologist			
Nursing Student	X	X	
Recreation / Milieu Therapist			
Intern / Resident			
Other	X	X	X

There are many variables to consider in establishing safe, efficiently staffed hospital units. Patient care units differ based upon the types of patients cared for on a given unit, and the way in which care is organized and delivered there. Education and experience levels of unit staff, support from nurse educators and nurse managers also factor into unit staffing decisions, as does the unique characteristics and mission of each hospital. It is also important to look at patient outcomes (including fall rates, pressure ulcer rates, and Hospital Compare measures related to heart attack care, heart failure care, pneumonia care and surgical care) in the Performance Measures section of PatientCareLink.

The list of caregivers in these boxes were provided to all hospitals.



PatientCareLink is a joint effort of the [Massachusetts Hospital Association \(MHA\)](#) and the [Organization of Nurse Leaders, MA-RI](#).

[Terms & Conditions](#) | [Sitemap](#)

[About PatientCareLink](#) | [For Patients & Families](#) | [Hospital Data](#) | [Success Stories](#) | [Participant Login](#)

© 2013 PatientCareLink. All rights reserved. Website designed by [Boston Interactive](#)



Glossary of Health Care Terms | Search Keywords...



- About PatientCareLink
- Hospital Data
- Success Stories
- Improving Patient Care
- Workforce
- For Patients & Families

Home » Hospital Data » Staffing Plans & Reports » 2012 Reports » Holy Family Hospital & Medical Center » Holy Family Hospital & Medical Center - St. Mary's

Hospital Data

Holy Family Hospital & Medical Center - St. Mary's

Staffing Plans & Reports

- [2013 Plans](#)
- [2012 Reports](#)
- [2011 Reports](#)
- [2010 Reports](#)
- [2009 Reports](#)
- [2008 Reports](#)
- [2007 Reports](#)
- [2006 Reports](#)

[FAQ's About Staffing Plans](#)

Performance Measures

Acute Care
St. Mary's
 Adult Surgical - Orthopedic
 230 Hospital Licensed Beds

[How to Read and Understand Staffing Plans](#)

Date of Services Budgeted: FY 2012

A well-staffed unit is not only defined by the number of caregivers included in the team, but by the carefully chosen members of each team depending upon the needs of each patient and the unit overall.

Average Number of Patients Per Day:	14.58
-------------------------------------	-------

Direct Caregivers	Scheduled Hours	Shift Length	Number of Staff							
			Mon	Tues	Wed	Thurs	Fri	Sat	Sun	
Day Shift										
RN	7am-3pm	8.00	3.00	3.00	3.00	3.00	3.00	3.00	3.00	3.00
Unlicensed Assistive Personnel	7am-3pm	8.00	2.00	2.00	2.00	2.00	2.00	2.00	2.00	2.00
Evening Shift										
RN	3pm-11pm	8.00	3.00	3.00	3.00	3.00	3.00	3.00	3.00	3.00
Unlicensed Assistive Personnel	3pm-11pm	8.00	2.00	2.00	2.00	2.00	2.00	2.00	2.00	2.00
Night Shift										
RN	11pm-7am	8.00	3.00	3.00	3.00	3.00	3.00	3.00	3.00	3.00
Unlicensed Assistive Personnel	11pm-7am	8.00	1.00	1.00	1.00	1.00	1.00	1.00	1.00	1.00

Plan / Budgeted Direct WHPPD (Worked Hours Per Patient Day)	7.64
---	------

Plan / Budgeted Direct WHPPD (Worked Hours Per Patient Day)	7.64
---	------

Actual Worked Hours Per Patient Day	7.74
% Difference	1.31%

Additional Care Team Members			
Click here for Care Team Member definitions			
Skills	Shift Coverage		
	Day	Evening	Night
Unit Nurse Management	X		
Staff Educator	X		
Clinical Nurse Specialist			
Unit Clerical Support	X	X	
1:1 Patient Observer	X	X	X
Admissions Nurse			
Patient Transport Team	X	X	
IV Therapy Team / Line Access			

Additional Unit Information:

Other Team Members:

Other is Interpreter Services available 24/7

Monitor Technician			
Rapid Response Team	X	X	X
Respiratory Therapy Support	X	X	X
Nutritionist	X		
Rehab Activities (OT, PT, Speech)	X		
Clinical Pharmacist	X	X	X
Licensed Social Services / Case Management	X		
Spiritual Services	X	X	X
Hospitalist / NP / PA	X	X	X
Intensivist / Neonatologist			
Nursing Student	X	X	
Recreation / Milieu Therapist			
Intern / Resident			
Other	X	X	X

There are many variables to consider in establishing safe, efficiently staffed hospital units. Patient care units differ based upon the types of patients cared for on a given unit, and the way in which care is organized and delivered there. Education and experience levels of unit staff, support from nurse educators and nurse managers also factor into unit staffing decisions, as does the unique characteristics and mission of each hospital. It is also important to look at patient outcomes (including fall rates, pressure ulcer rates, and Hospital Compare measures related to heart attack care, heart failure care, pneumonia care and surgical care) in the Performance Measures section of PatientCareLink.

The list of caregivers in these boxes were provided to all hospitals.



PatientCareLink is a joint effort of the [Massachusetts Hospital Association \(MHA\)](#) and the [Organization of Nurse Leaders, MA-RI](#).

[Terms & Conditions](#) | [Sitemap](#)

[About PatientCareLink](#) | [For Patients & Families](#) | [Hospital Data](#) | [Success Stories](#) | [Participant Login](#)

© 2013 PatientCareLink. All rights reserved. Website designed by [Boston Interactive](#)



Glossary of Health Care Terms | Search Keywords...



- About PatientCareLink
- Hospital Data
- Success Stories
- Improving Patient Care
- Workforce
- For Patients & Families

Home - Hospital Data - Staffing Plans & Reports - 2012 Reports - Holy Family Hospital & Medical Center - Holy Family Hospital & Medical Center - St. Michael's

Hospital Data

Staffing Plans & Reports

- [2013 Plans](#)
- [2012 Reports](#)
- [2011 Reports](#)
- [2010 Reports](#)
- [2009 Reports](#)
- [2008 Reports](#)
- [2007 Reports](#)
- [2006 Reports](#)
- [FAQs About Staffing Plans](#)

Performance Measures

Holy Family Hospital & Medical Center - St. Michael's

Acute Care
St. Michael's
 Behavioral Health - Adult
 230 Hospital Licensed Beds

[How to Read and Understand Staffing Plans](#)

Date of Services Budgeted: FY 2012

A well-staffed unit is not only defined by the number of caregivers included in the team, but by the carefully chosen members of each team depending upon the needs of each patient and the unit overall.

Average Number of Patients Per Day:	20.62
-------------------------------------	-------

Direct Caregivers	Scheduled Hours	Shift Length	Number of Staff						
			Mon	Tues	Wed	Thurs	Fri	Sat	Sun
Day Shift									
RN	7am-3pm	8.00	4.00	4.00	4.00	4.00	4.00	4.00	4.00
Mental Health Counselor	7am-3pm	8.00	3.00	3.00	3.00	3.00	3.00	3.00	3.00
Evening Shift									
RN	3pm-11pm	8.00	4.00	4.00	4.00	4.00	4.00	4.00	4.00
Mental Health Counselor	3pm-11pm	8.00	3.00	3.00	3.00	3.00	3.00	3.00	3.00
Night Shift									
RN	11pm-7am	8.00	2.00	2.00	2.00	2.00	2.00	2.00	2.00
Mental Health Counselor	11pm-7am	8.00	2.00	2.00	2.00	2.00	2.00	2.00	2.00

Plan / Budgeted Direct WHPPD (Worked Hours Per Patient Day)	6.95
---	------

Plan / Budgeted Direct WHPPD (Worked Hours Per Patient Day)	6.95
---	------

Actual Worked Hours Per Patient Day	6.32
-------------------------------------	------

% Difference	-9.06%
--------------	--------

[Click here for more information](#)

Additional Care Team Members			
Click here for Care Team Member definitions			
Skills	Shift Coverage		
	Day	Evening	Night
Unit Nurse Management	X		
Staff Educator	X		
Clinical Nurse Specialist			
Unit Clerical Support	X	X	
1:1 Patient Observer	X	X	X
Admissions Nurse			
Patient Transport Team	X	X	

Additional Unit Information:

Other Team Members:

Other is Interpreter Services available 24/7

IV Therapy Team / Line Access			
Monitor Technician			
Rapid Response Team	X	X	X
Respiratory Therapy Support	X	X	X
Nutritionist	X		
Rehab Activities (OT, PT, Speech)	X		
Clinical Pharmacist	X	X	X
Licensed Social Services / Case Management	X		
Spiritual Services	X	X	X
Hospitalist / NP / PA	X	X	X
Intensivist / Neonatologist			
Nursing Student	X	X	
Recreation / Milieu Therapist			
Intern / Resident			
Other	X	X	X

There are many variables to consider in establishing safe, efficiently staffed hospital units. Patient care units differ based upon the types of patients cared for on a given unit, and the way in which care is organized and delivered there. Education and experience levels of unit staff, support from nurse educators and nurse managers also factor into unit staffing decisions, as does the unique characteristics and mission of each hospital. It is also important to look at patient outcomes (including fall rates, pressure ulcer rates, and Hospital Compare measures related to heart attack care, heart failure care, pneumonia care and surgical care) in the Performance Measures section of PatientCareLink.

The list of caregivers in these boxes were provided to all hospitals.



PatientCareLink is a joint effort of the [Massachusetts Hospital Association \(MHA\)](#) and the [Organization of Nurse Leaders, MA-RI](#).

[Terms & Conditions](#) | [Sitemap](#)

[About PatientCareLink](#) | [For Patients & Families](#) | [Hospital Data](#) | [Success Stories](#) | [Participant Login](#)

© 2013 PatientCareLink. All rights reserved. Website designed by [Boston Interactive](#)



Glossary of Health Care Terms | Search Keywords...



- About PatientCareLink
- Hospital Data
- Success Stories
- Improving Patient Care
- Workforce
- For Patients & Families

Home -> Hospital Data -> Staffing Plans & Reports -> 2012 Reports -> Holy Family Hospital & Medical Center -> Holy Family Hospital & Medical Center - St. Camillus

Hospital Data

Staffing Plans & Reports

[2013 Plans](#)

[2012 Reports](#)

[2011 Reports](#)

[2010 Reports](#)

[2009 Reports](#)

[2008 Reports](#)

[2007 Reports](#)

[2006 Reports](#)

[FAQ's About Staffing Plans](#)

Performance Measures

Holy Family Hospital & Medical Center - St. Camillus

Acute Care
[St. Camillus](#)
 Adult Medical - Cardiac
 230 Hospital Licensed Beds

[How to Read and Understand Staffing Plans](#)

Date of Services Budgeted: FY 2012

A well-staffed unit is not only defined by the number of caregivers included in the team, but by the carefully chosen members of each team depending upon the needs of each patient and the unit overall.

Average Number of Patients Per Day:	26.74
-------------------------------------	-------

Direct Caregivers	Scheduled Hours	Shift Length	Number of Staff							
			Mon	Tues	Wed	Thurs	Fri	Sat	Sun	
Day Shift										
RN	7am-3pm	8.00	6.00	6.00	6.00	6.00	6.00	6.00	6.00	6.00
Unlicensed Assistive Personnel	7am-3pm	8.00	4.00	4.00	4.00	4.00	4.00	4.00	4.00	4.00
RN	7am-3pm	8.00	1.00	1.00	1.00	1.00	1.00			
Evening Shift										
RN	3pm-11pm	8.00	6.00	6.00	6.00	6.00	6.00	6.00	6.00	6.00
Unlicensed Assistive Personnel	3pm-11pm	8.00	3.00	3.00	3.00	3.00	3.00	3.00	3.00	3.00
RN	3pm-11pm	8.00	1.00	1.00	1.00	1.00	1.00			
Night Shift										
RN	11pm-7am	8.00	6.00	6.00	6.00	6.00	6.00	6.00	6.00	6.00
Unlicensed Assistive Personnel	11pm-7am	8.00	3.00	3.00	3.00	3.00	3.00	3.00	3.00	3.00

Plan / Budgeted Direct WHPPD (Worked Hours Per Patient Day)	8.76
---	------

Plan / Budgeted Direct WHPPD (Worked Hours Per Patient Day)	8.76
---	------

Actual Worked Hours Per Patient Day	9.04
-------------------------------------	------

% Difference	3.20%
--------------	-------

Additional Care Team Members			
Click here for Care Team Member definitions			
Skills	Shift Coverage		
	Day	Evening	Night
Unit Nurse Management	X		
Staff Educator	X		
Clinical Nurse Specialist			
Unit Clerical Support	X	X	
1:1 Patient Observer	X	X	X
Admissions Nurse			

Additional Unit Information:

Other Team Members:

Other is Interpreter Services available 24/7

Patient Transport Team	X	X	
IV Therapy Team / Line Access			
Monitor Technician			
Rapid Response Team	X	X	X
Respiratory Therapy Support	X	X	X
Nutritionist	X		
Rehab Activities (OT, PT, Speech)	X		
Clinical Pharmacist	X	X	X
Licensed Social Services / Case Management	X		
Spiritual Services	X	X	X
Hospitalist / NP / PA	X	X	X
Intensivist / Neonatologist			
Nursing Student	X	X	
Recreation / Milieu Therapist			
Intern / Resident			
Other	X	X	X

There are many variables to consider in establishing safe, efficiently staffed hospital units. Patient care units differ based upon the types of patients cared for on a given unit, and the way in which care is organized and delivered there. Education and experience levels of unit staff, support from nurse educators and nurse managers also factor into unit staffing decisions, as does the unique characteristics and mission of each hospital. It is also important to look at patient outcomes (including fall rates, pressure ulcer rates, and Hospital Compare measures related to heart attack care, heart failure care, pneumonia care and surgical care) in the Performance Measures section of PatientCareLink.

The list of caregivers in these boxes were provided to all hospitals.



PatientCareLink is a joint effort of the [Massachusetts Hospital Association \(MHA\)](#) and the [Organization of Nurse Leaders, MA-RI](#).

[Terms & Conditions](#) | [Sitemap](#)

[About PatientCareLink](#) | [For Patients & Families](#) | [Hospital Data](#) | [Success Stories](#) | [Participant Login](#)

© 2013 PatientCareLink. All rights reserved. Website designed by [Boston Interactive](#)



Glossary of Health Care Terms | Search Keywords...



- About PatientCareLink
- Hospital Data
- Success Stories
- Improving Patient Care
- Workforce
- For Patients & Families

Home - Hospital Data - Staffing Plans & Reports - 2012 Reports - Holy Family Hospital & Medical Center - Holy Family Hospital & Medical Center - TCU

Hospital Data

Staffing Plans & Reports

[2013 Plans](#)

[2012 Reports](#)

[2011 Reports](#)

[2010 Reports](#)

[2009 Reports](#)

[2008 Reports](#)

[2007 Reports](#)

[2006 Reports](#)

[FAQ's About Staffing Plans](#)

Performance Measures

Holy Family Hospital & Medical Center - TCU

Acute Care

[TCU](#)

Adult Rehabilitation

230 Hospital Licensed Beds

[How to Read and Understand Staffing Plans](#)

Date of Services Budgeted: **FY 2012**

Average Number of Patients Per Day:	15.01
-------------------------------------	-------

A well-staffed unit is not only defined by the number of caregivers included in the team, but by the carefully chosen members of each team depending upon the needs of each patient and the unit overall.

Direct Caregivers	Scheduled Hours	Shift Length	Number of Staff						
			Mon	Tues	Wed	Thurs	Fri	Sat	Sun
Day Shift									
RN	7am-3pm	8.00	2.00	2.00	2.00	2.00	2.00	2.00	2.00
Unlicensed Assistive Personnel	7am-3pm	8.00	2.00	2.00	2.00	2.00	2.00	2.00	2.00
Evening Shift									
RN	3pm-11pm	8.00	2.00	2.00	2.00	2.00	2.00	2.00	2.00
Unlicensed Assistive Personnel	3pm-11pm	8.00	1.00	1.00	1.00	1.00	1.00	1.00	1.00
Night Shift									
RN	11pm-7am	8.00	2.00	2.00	2.00	2.00	2.00	2.00	2.00
Unlicensed Assistive Personnel	11pm-7am	8.00	1.00	1.00	1.00	1.00	1.00	1.00	1.00

Plan / Budgeted Direct WHPPD (Worked Hours Per Patient Day)	5.30
---	------

Plan / Budgeted Direct WHPPD (Worked Hours Per Patient Day)	5.30
Actual Worked Hours Per Patient Day	6.10
% Difference	15.09%
Click here for more information	

Additional Care Team Members			
Click here for Care Team Member definitions			
Skills	Shift Coverage		
	Day	Evening	Night
Unit Nurse Management	X		
Staff Educator	X		
Clinical Nurse Specialist			
Unit Clerical Support	X	X	
1:1 Patient Observer	X	X	X
Admissions Nurse			
Patient Transport Team	X	X	

Additional Unit Information:

Other Team Members:
Other is Interpreter Services available 24/7

IV Therapy Team / Line Access			
Monitor Technician			
Rapid Response Team	X	X	X
Respiratory Therapy Support	X	X	X
Nutritionist	X		
Rehab Activities (OT, PT, Speech)	X		
Clinical Pharmacist	X	X	X
Licensed Social Services / Case Management	X		
Spiritual Services	X	X	X
Hospitalist / NP / PA	X	X	X
Intensivist / Neonatologist			
Nursing Student	X		
Recreation / Milieu Therapist	X		
Intern / Resident			
Other	X	X	X

There are many variables to consider in establishing safe, efficiently staffed hospital units. Patient care units differ based upon the types of patients cared for on a given unit, and the way in which care is organized and delivered there. Education and experience levels of unit staff, support from nurse educators and nurse managers also factor into unit staffing decisions, as does the unique characteristics and mission of each hospital. It is also important to look at patient outcomes (including fall rates, pressure ulcer rates, and Hospital Compare measures related to heart attack care, heart failure care, pneumonia care and surgical care) in the Performance Measures section of PatientCareLink.

The list of caregivers in these boxes were provided to all hospitals.




PatientCareLink is a joint effort of the [Massachusetts Hospital Association \(MHA\)](#) and the [Organization of Nurse Leaders, MA-RI](#).

[Terms & Conditions](#) | [Sitemap](#)

[About PatientCareLink](#) | [For Patients & Families](#) | [Hospital Data](#) | [Success Stories](#) | [Participant Login](#)

© 2013 PatientCareLink. All rights reserved. Website designed by [Boston Interactive](#)





Glossary of Health Care Terms | Search Keywords...



- About PatientCareLink
- Hospital Data
- Success Stories
- Improving Patient Care
- Workforce
- For Patients & Families

Home » Hospital Data » Staffing Plans & Reports » 2011 Reports » Holy Family Hospital & Medical Center » Holy Family Hospital & Medical Center - ICU/CCU

Hospital Data

Staffing Plans & Reports

- [2013 Plans](#)
- [2012 Reports](#)
- [2011 Reports](#)
- [2010 Reports](#)
- [2009 Reports](#)
- [2008 Reports](#)
- [2007 Reports](#)
- [2006 Reports](#)
- [FAQ's About Staffing Plans](#)

Performance Measures

Holy Family Hospital & Medical Center - ICU/CCU

Acute Care
ICU/CCU
 Adult Critical Care - Medical / Surgical Combined
 230 Hospital Licensed Beds

[How to Read and Understand Staffing Plans](#)

Date of Services Budgeted: FY 2011

Average Number of Patients Per Day:	9.36
-------------------------------------	------

A well-staffed unit is not only defined by the number of caregivers included in the team, but by the carefully chosen members of each team depending upon the needs of each patient and the unit overall.

Direct Caregivers	Scheduled Hours	Shift Length	Number of Staff							
			Mon	Tues	Wed	Thurs	Fri	Sat	Sun	
Day Shift										
RN	7am-3pm	8.00	5.00	5.00	5.00	5.00	5.00	5.00	5.00	5.00
Unlicensed Assistive Personnel	7am-3pm	8.00	1.00	1.00	1.00	1.00	1.00	1.00	1.00	1.00
Evening Shift										
RN	3pm-11pm	8.00	5.00	5.00	5.00	5.00	5.00	5.00	5.00	5.00
Unlicensed Assistive Personnel	3pm-11pm	8.00	1.00	1.00	1.00	1.00	1.00	1.00	1.00	1.00
Night Shift										
RN	11pm-7am	8.00	5.00	5.00	5.00	5.00	5.00	5.00	5.00	5.00
Unlicensed Assistive Personnel	11pm-7am	8.00	1.00	1.00	1.00	1.00	1.00	1.00	1.00	1.00

Plan / Budgeted Direct WHPPD (Worked Hours Per Patient Day)	15.34
---	-------

Plan / Budgeted Direct WHPPD (Worked Hours Per Patient Day)	15.34
Actual Worked Hours Per Patient Day	15.74
% Difference	2.61%

Additional Care Team Members			
Click here for Care Team Member definitions			
Skills	Shift Coverage		
	Day	Evening	Night
Unit Nurse Management	X		
Staff Educator	X		
Clinical Nurse Specialist			
Unit Clerical Support	X	X	
1:1 Patient Observer	X	X	X
Admissions Nurse			
Patient Transport Team	X	X	
IV Therapy Team / Line Access			

Additional Unit Information:

Other Team Members:

Interpreter Services 24/7

Monitor Technician			
Rapid Response Team	X	X	X
Respiratory Therapy Support	X	X	X
Nutritionist	X		
Rehab Activities (OT, PT, Speech)	X		
Clinical Pharmacist	X	X	X
Licensed Social Services / Case Management	X		
Spiritual Services	X	X	X
Hospitalist / NP / PA	X	X	X
Intensivist / Neonatologist			
Nursing Student	X	X	
Recreation / Milieu Therapist			
Intern / Resident			
Other	X	X	X

There are many variables to consider in establishing safe, efficiently staffed hospital units. Patient care units differ based upon the types of patients cared for on a given unit, and the way in which care is organized and delivered there. Education and experience levels of unit staff, support from nurse educators and nurse managers also factor into unit staffing decisions, as does the unique characteristics and mission of each hospital. It is also important to look at patient outcomes (including fall rates, pressure ulcer rates, and Hospital Compare measures related to heart attack care, heart failure care, pneumonia care and surgical care) in the Performance Measures section of PatientCareLink.

The list of caregivers in these boxes were provided to all hospitals.



PatientCareLink is a joint effort of the [Massachusetts Hospital Association \(MHA\)](#) and the [Organization of Nurse Leaders, MA-RI](#).

[Terms & Conditions](#) | [Sitemap](#)

[About PatientCareLink](#) | [For Patients & Families](#) | [Hospital Data](#) | [Success Stories](#) | [Participant Login](#)

© 2013 PatientCareLink. All rights reserved. Website designed by [Boston Interactive](#)



- About PatientCareLink
- Hospital Data
- Success Stories
- Improving Patient Care
- Workforce
- For Patients & Families

Home - Hospital Data » Staffing Plans & Reports » 2011 Reports » Holy Family Hospital & Medical Center - Holy Family Hospital & Medical Center - Russell Hall

Hospital Data

Staffing Plans & Reports

[2013 Plans](#)

[2012 Reports](#)

[2011 Reports](#)

[2010 Reports](#)

[2009 Reports](#)

[2008 Reports](#)

[2007 Reports](#)

[2006 Reports](#)

[FAQ's About Staffing Plans](#)

Performance Measures

Holy Family Hospital & Medical Center - Russell Hall

Acute Care
[Russell Hall](#)
 Adult Medical
 230 Hospital Licensed Beds

[How to Read and Understand Staffing Plans](#)

Date of Services Budgeted: FY 2011

A well-staffed unit is not only defined by the number of caregivers included in the team, but by the carefully chosen members of each team depending upon the needs of each patient and the unit overall.

Average Number of Patients Per Day:	11.46
-------------------------------------	-------

Direct Caregivers	Scheduled Hours	Shift Length	Number of Staff							
			Mon	Tues	Wed	Thurs	Fri	Sat	Sun	
Day Shift										
RN	7am-3pm	8.00	2.00	2.00	2.00	2.00	2.00	2.00	2.00	2.00
Unticensored Assistive Personnel	7am-3pm	8.00	2.00	2.00	2.00	2.00	2.00	2.00	2.00	2.00
Evening Shift										
RN	3pm-11pm	8.00	2.00	2.00	2.00	2.00	2.00	2.00	2.00	2.00
Unticensored Assistive Personnel	3pm-11pm	8.00	1.00	1.00	1.00	1.00	1.00	1.00	1.00	1.00
Night Shift										
RN	11pm-7am	8.00	2.00	2.00	2.00	2.00	2.00	2.00	2.00	2.00
Unticensored Assistive Personnel	11pm-7am	8.00	1.00	1.00	1.00	1.00	1.00	1.00	1.00	1.00

Plan / Budgeted Direct WHPPD (Worked Hours Per Patient Day)	6.96
---	------

Plan / Budgeted Direct WHPPD (Worked Hours Per Patient Day)	6.96
---	------

Actual Worked Hours Per Patient Day	7.34
-------------------------------------	------

% Difference	5.46%
--------------	-------

[Click here for more information](#)

Additional Care Team Members			
Click here for Care Team Member definitions			
Skills	Shift Coverage		
	Day	Evening	Night
Unit Nurse Management	X		
Staff Educator	X		
Clinical Nurse Specialist			
Unit Clerical Support	X	X	
1:1 Patient Observer	X	X	X
Admissions Nurse			
Patient Transport Team	X	X	

Additional Unit Information:

Other Team Members:
 Interpreter Services available 24/7

IV Therapy Team / Line Access			
Monitor Technician			
Rapid Response Team	X	X	X
Respiratory Therapy Support	X	X	X
Nutritionist	X		
Rehab Activities (OT, PT, Speech)	X		
Clinical Pharmacist	X	X	X
Licensed Social Services / Case Management	X		
Spiritual Services	X	X	X
Hospitalist / NP / PA	X	X	X
Intensivist / Neonatologist			
Nursing Student	X	X	
Recreation / Milieu Therapist			
Intern / Resident			
Other	X	X	X

There are many variables to consider in establishing safe, efficiently staffed hospital units. Patient care units differ based upon the types of patients cared for on a given unit, and the way in which care is organized and delivered there. Education and experience levels of unit staff, support from nurse educators and nurse managers also factor into unit staffing decisions, as does the unique characteristics and mission of each hospital. It is also important to look at patient outcomes (including fall rates, pressure ulcer rates, and Hospital Compare measures related to heart attack care, heart failure care, pneumonia care and surgical care) in the Performance Measures section of PatientCareLink.

The list of caregivers in these boxes were provided to all hospitals.



PatientCareLink is a joint effort of the [Massachusetts Hospital Association \(MHA\)](#) and the [Organization of Nurse Leaders, MA-RI](#).

[Terms & Conditions](#) | [Sitemap](#)

[About PatientCareLink](#) | [For Patients & Families](#) | [Hospital Data](#) | [Success Stories](#) | [Participant Login](#)

© 2013 PatientCareLink. All rights reserved. Website designed by [Boston Interactive](#)



[About PatientCareLink](#) |
 [Hospital Data](#) |
 [Success Stories](#) |
 [Improving Patient Care](#) |
 [Workforce](#) |
 [For Patients & Families](#)

Home - [Hospital Data](#) - [Staffing Plans & Reports](#) - [2011 Reports](#) - [Holy Family Hospital & Medical Center](#) - Holy Family Hospital & Medical Center - Special Care Nursery

Hospital Data

Staffing Plans & Reportsa

- [2013 Plans](#)
- [2012 Reports](#)
- [2011 Reports](#)
- [2010 Reports](#)
- [2009 Reports](#)
- [2008 Reports](#)
- [2007 Reports](#)
- [2006 Reports](#)
- [FAQs About Staffing Plans](#)

Performance Measures

Holy Family Hospital & Medical Center - Special Care Nursery

Acute Care
[Special Care Nursery](#)
 Neonate Level II Intermediate Care
 230 Hospital Licensed Beds

[How to Read and Understand Staffing Plans](#)

Date of Services Budgeted: FY 2011

A well-staffed unit is not only defined by the number of caregivers included in the team, but by the carefully chosen members of each team depending upon the needs of each patient and the unit overall.

Average Number of Patients Per Day:	3.09
-------------------------------------	------

Direct Caregivers	Scheduled Hours	Shift Length	Number of Staff						
			Mon	Tues	Wed	Thurs	Fri	Sat	Sun
Day Shift									
RN	7am-3pm	8.00	2.00	2.00	2.00	2.00	2.00	2.00	2.00
RN	7am-3pm	8.00	0.50	0.50	0.50	0.50	0.50		
Evening Shift									
RN	3pm-11pm	8.00	2.00	2.00	2.00	2.00	2.00	2.00	2.00
RN	3pm-11pm	8.00	0.50	0.50	0.50	0.50	0.50		
Night Shift									
RN	11pm-7am	8.00	2.00	2.00	2.00	2.00	2.00	2.00	2.00

Plan / Budgeted Direct WHPPD (Worked Hours Per Patient Day)	17.35
---	-------

Plan / Budgeted Direct WHPPD (Worked Hours Per Patient Day)	17.35
Actual Worked Hours Per Patient Day	21.47
% Difference	23.75%
Click here for more information	

Additional Care Team Members			
Click here for Care Team Member definitions			
Skills	Shift Coverage		
	Day	Evening	Night
Unit Nurse Management	X		
Staff Educator	X		
Clinical Nurse Specialist			
Unit Clerical Support	X		
1:1 Patient Observer	X	X	X
Admissions Nurse			
Patient Transport Team	X	X	

Additional Unit Information:

Other Team Members:
 Interpreter Services 24/7

IV Therapy Team / Line Access			
Monitor Technician			
Rapid Response Team	X	X	X
Respiratory Therapy Support	X	X	X
Nutritionist	X		
Rehab Activities (OT, PT, Speech)	X		
Clinical Pharmacist	X	X	X
Licensed Social Services / Case Management	X		
Spiritual Services	X	X	X
Hospitalist / NP / PA	X	X	X
Intensivist / Neonatologist	X	X	X
Nursing Student	X		
Recreation / Milieu-Therapist			
Intern / Resident			
Other	X	X	X

There are many variables to consider in establishing safe, efficiently staffed hospital units. Patient care units differ based upon the types of patients cared for on a given unit, and the way in which care is organized and delivered there. Education and experience levels of unit staff, support from nurse educators and nurse managers also factor into unit staffing decisions, as does the unique characteristics and mission of each hospital. It is also important to look at patient outcomes (including fall rates, pressure ulcer rates, and Hospital Compare measures related to heart attack care, heart failure care, pneumonia care and surgical care) in the Performance Measures section of PatientCareLink.

The list of caregivers in these boxes were provided to all hospitals.



PatientCareLink is a joint effort of the [Massachusetts Hospital Association \(MHA\)](#) and the [Organization of Nurse Leaders, MA-RI](#).

[Terms & Conditions](#) | [Sitemap](#)

[About PatientCareLink](#) | [For Patients & Families](#) | [Hospital Data](#) | [Success Stories](#) | [Participant Login](#)

© 2013 PatientCareLink. All rights reserved. Website designed by [Boston Interactive](#)



Glossary of Health Care Terms | Search Keywords...



- About PatientCareLink
- Hospital Data
- Success Stories
- Improving Patient Care
- Workforce
- For Patients & Families

Home ~ Hospital Data » Staffing Plans & Reports » 2011 Reports » Holy Family Hospital & Medical Center ~ Holy Family Hospital & Medical Center - St. Anne's

Hospital Data

Staffing Plans & Reports

- [2013 Plans](#)
- [2012 Reports](#)
- [2011 Reports](#)
- [2010 Reports](#)
- [2009 Reports](#)
- [2008 Reports](#)
- [2007 Reports](#)
- [2006 Reports](#)
- [FAQ's About Staffing Plans](#)

Performance Measures

Holy Family Hospital & Medical Center - St. Anne's

Acute Care
[St. Anne's](#)
 Adult Medical
 230 Hospital Licensed Beds

[How to Read and Understand Staffing Plans](#)

Date of Services Budgeted: FY 2011

Average Number of Patients Per Day:	16.12
-------------------------------------	-------

A well-staffed unit is not only defined by the number of caregivers included in the team, but by the carefully chosen members of each team depending upon the needs of each patient and the unit overall.

Direct Caregivers	Scheduled Hours	Shift Length	Number of Staff							
			Mon	Tues	Wed	Thurs	Fri	Sat	Sun	
Day Shift										
RN	7am-3pm	8.00	3.00	3.00	3.00	3.00	3.00	3.00	3.00	3.00
Unlicensed Assistive Personnel	7am-3pm	8.00	3.00	3.00	3.00	3.00	3.00	3.00	3.00	3.00
Evening Shift										
RN	3pm-11pm	8.00	3.00	3.00	3.00	3.00	3.00	3.00	3.00	3.00
Unlicensed Assistive Personnel	3pm-11pm	8.00	2.00	2.00	2.00	2.00	2.00	2.00	2.00	2.00
Night Shift										
RN	11pm-7am	8.00	3.00	3.00	3.00	3.00	3.00	3.00	3.00	3.00
Unlicensed Assistive Personnel	11pm-7am	8.00	1.00	1.00	1.00	1.00	1.00	1.00	1.00	1.00

Plan / Budgeted Direct WHPPD (Worked Hours Per Patient Day)	7.42
---	------

Plan / Budgeted Direct WHPPD (Worked Hours Per Patient Day)	7.42
Actual Worked Hours Per Patient Day	7.36
% Difference	-0.81%

Additional Care Team Members			
Click here for Care Team Member definitions			
Skills	Shift Coverage		
	Day	Evening	Night
Unit Nurse Management	X		
Staff Educator	X		
Clinical Nurse Specialist			
Unit Clerical Support	X	X	
1:1 Patient Observer	X	X	X
Admissions Nurse			
Patient Transport Team	X	X	
IV Therapy Team / Line Access			

Additional Unit Information:

Other Team Members:

Interpreter Services 24/7

Monitor Technician			
Rapid Response Team	X	X	X
Respiratory Therapy Support	X	X	X
Nutritionist	X		
Rehab Activities (OT, PT, Speech)	X		
Clinical Pharmacist	X	X	X
Licensed Social Services / Case Management	X		
Spiritual Services	X	X	X
Hospitalist / NP / PA	X	X	X
Intensivist / Neonatologist			
Nursing Student	X	X	
Recreation / Milieu Therapist			
Intern / Resident			
Other	X	X	X

There are many variables to consider in establishing safe, efficiently staffed hospital units. Patient care units differ based upon the types of patients cared for on a given unit, and the way in which care is organized and delivered there. Education and experience levels of unit staff, support from nurse educators and nurse managers also factor into unit staffing decisions, as does the unique characteristics and mission of each hospital. It is also important to look at patient outcomes (including fall rates, pressure ulcer rates, and Hospital Compare measures related to heart attack care, heart failure care, pneumonia care and surgical care) in the Performance Measures section of PatientCareLink.

The list of caregivers in these boxes were provided to all hospitals.



PatientCareLink is a joint effort of the [Massachusetts Hospital Association \(MHA\)](#) and the [Organization of Nurse Leaders, MA-RI](#).

[Terms & Conditions](#) | [Sitemap](#)

[About PatientCareLink](#) | [For Patients & Families](#) | [Hospital Data](#) | [Success Stories](#) | [Participant Login](#)

© 2013 PatientCareLink. All rights reserved. Website designed by [Boston Interactive](#)



Glossary of Health Care Terms | Search Keywords...



- About PatientCareLink
- Hospital Data
- Success Stories
- Improving Patient Care
- Workforce
- For Patients & Families

Home ~ Hospital Data ~ Staffing Plans & Reports ~ 2011 Reports ~ Holy Family Hospital & Medical Center ~ Holy Family Hospital & Medical Center - St. Dymphna's

Hospital Data

Staffing Plans & Reports

- [2013 Plans](#)
- [2012 Reports](#)
- [2011 Reports](#)
- [2010 Reports](#)
- [2009 Reports](#)
- [2008 Reports](#)
- [2007 Reports](#)
- [2006 Reports](#)
- [FAQ's About Staffing Plans](#)

Performance Measures

Holy Family Hospital & Medical Center - St. Dymphna's

Acute Care
[St. Dymphna's](#)
 Behavioral Health - Adult
 230 Hospital Licensed Beds

[How to Read and Understand Staffing Plans](#)

Date of Services Budgeted: **FY 2011**

A well-staffed unit is not only defined by the number of caregivers included in the team, but by the carefully chosen members of each team depending upon the needs of each patient and the unit overall.

Average Number of Patients Per Day:	16.77
-------------------------------------	-------

Direct Caregivers	Scheduled Hours	Shift Length	Number of Staff							
			Mon	Tues	Wed	Thurs	Fri	Sat	Sun	
Day Shift										
RN Mental Health Counselor	7am-3pm	8.00	3.00	3.00	3.00	3.00	3.00	3.00	3.00	3.00
	7am-3pm	8.00	2.00	2.00	2.00	2.00	2.00	2.00	2.00	2.00
Evening Shift										
RN Mental Health Counselor	3pm-11pm	8.00	3.00	3.00	3.00	3.00	3.00	3.00	3.00	3.00
	3pm-11pm	8.00	2.00	2.00	2.00	2.00	2.00	2.00	2.00	2.00
Night Shift										
RN Mental Health Counselor	11pm-7am	8.00	2.00	2.00	2.00	2.00	2.00	2.00	2.00	2.00
	11pm-7am	8.00	2.00	2.00	2.00	2.00	2.00	2.00	2.00	2.00

Plan / Budgeted Direct WHPPD (Worked Hours Per Patient Day)	6.66
---	------

Plan / Budgeted Direct WHPPD (Worked Hours Per Patient Day)	6.66
Actual Worked Hours Per Patient Day	6.91
% Difference	3.75%

Additional Care Team Members			
Click here for Care Team Member definitions			
Skills	Shift Coverage		
	Day	Evening	Night
Unit Nurse Management	X		
Staff Educator	X		
Clinical Nurse Specialist			
Unit Clerical Support	X	X	
1;1 Patient Observer	X	X	X
Admissions Nurse			
Patient Transport Team	X	X	
IV Therapy Team / Line Access			

Additional Unit Information:

Other Team Members:

Other Team Members include Interpreter Services 24/7

Monitor Technician			
Rapid Response Team	X	X	X
Respiratory Therapy Support	X	X	X
Nutritionist	X		
Rehab Activities (OT, PT, Speech)	X		
Clinical Pharmacist	X	X	X
Licensed Social Services / Case Management	X		
Spiritual Services	X	X	X
Hospitalist / NP / PA	X	X	X
Intensivist / Neonatologist			
Nursing Student	X	X	
Recreation / Milieu Therapist			
Intern / Resident			
Other	X	X	X

There are many variables to consider in establishing safe, efficiently staffed hospital units. Patient care units differ based upon the types of patients cared for on a given unit, and the way in which care is organized and delivered there. Education and experience levels of unit staff, support from nurse educators and nurse managers also factor into unit staffing decisions, as does the unique characteristics and mission of each hospital. It is also important to look at patient outcomes (including fall rates, pressure ulcer rates, and Hospital Compare measures related to heart attack care, heart failure care, pneumonia care and surgical care) in the Performance Measures section of PatientCareLink.

The list of caregivers in these boxes were provided to all hospitals.



PatientCareLink is a joint effort of the [Massachusetts Hospital Association \(MHA\)](#) and the [Organization of Nurse Leaders, MA-RI](#).

[Terms & Conditions](#) | [Sitemap](#)

[About PatientCareLink](#) | [For Patients & Families](#) | [Hospital Data](#) | [Success Stories](#) | [Participant Login](#)

© 2013 PatientCareLink. All rights reserved. Website designed by [Boston Interactive](#)



Glossary of Health Care Terms | Search Keywords...



- About PatientCareLink
- Hospital Data
- Success Stories
- Improving Patient Care
- Workforce
- For Patients & Families

Home - Hospital Data - Staffing Plans & Reports - 2011 Reports - Holy Family Hospital & Medical Center - Holy Family Hospital & Medical Center - St. Mary's

Hospital Data

Staffing Plans & Reports

- [2013 Plans](#)
- [2012 Reports](#)
- [2011 Reports](#)
- [2010 Reports](#)
- [2009 Reports](#)
- [2008 Reports](#)
- [2007 Reports](#)
- [2006 Reports](#)
- [FAQ's About Staffing Plans](#)

Performance Measures

Holy Family Hospital & Medical Center - St. Mary's

Acute Care
 St. Mary's
 Adult Surgical - Orthopedic
 230 Hospital Licensed Beds

[How to Read and Understand Staffing Plans](#)

Date of Services Budgeted: FY 2011

A well-staffed unit is not only defined by the number of caregivers included in the team, but by the carefully chosen members of each team depending upon the needs of each patient and the unit overall.

Average Number of Patients Per Day:	14.63
-------------------------------------	-------

Direct Caregivers	Scheduled Hours	Shift Length	Number of Staff							
			Mon	Tues	Wed	Thurs	Fri	Sat	Sun	
Day Shift										
RN	7am-3pm	8.00	3.00	3.00	3.00	3.00	3.00	3.00	3.00	3.00
Unlicensed Assistive Personnel	7am-3pm	8.00	2.00	2.00	2.00	2.00	2.00	2.00	2.00	2.00
Evening Shift										
RN	3pm-11pm	8.00	3.00	3.00	3.00	3.00	3.00	3.00	3.00	3.00
Unlicensed Assistive Personnel	3pm-11pm	8.00	1.00	1.00	1.00	1.00	1.00	1.00	1.00	1.00
Night Shift										
RN	11pm-7am	8.00	3.00	3.00	3.00	3.00	3.00	3.00	3.00	3.00
Unlicensed Assistive Personnel	11pm-7am	8.00	1.00	1.00	1.00	1.00	1.00	1.00	1.00	1.00

Plan / Budgeted Direct WHPPD (Worked Hours Per Patient Day)	7.09
---	------

Plan / Budgeted Direct WHPPD (Worked Hours Per Patient Day)	7.09
Actual Worked Hours Per Patient Day	7.90
% Difference	11.42%
Click here for more information	

Additional Care Team Members			
Click here for Care Team Member definitions			
Skills	Shift Coverage		
	Day	Evening	Night
Unit Nurse Management	X		
Staff Educator	X		
Clinical Nurse Specialist			
Unit Clerical Support	X	X	
1:1 Patient Observer	X	X	X
Admissions Nurse			
Patient Transport Team	X	X	

Additional Unit Information:

Other Team Members:
 Interpreter Services available 24/7

IV Therapy Team / Line Access			
Monitor Technician			
Rapid Response Team	X	X	X
Respiratory Therapy Support	X	X	X
Nutritionist	X		
Rehab Activities (OT, PT, Speech)	X		
Clinical Pharmacist	X	X	X
Licensed Social Services / Case Management	X		
Spiritual Services	X	X	X
Hospitalist / NP / PA	X	X	X
Intensivist / Neonatologist			
Nursing Student	X	X	
Recreation / Milieu Therapist			
Intern / Resident			
Other	X	X	X

There are many variables to consider in establishing safe, efficiently staffed hospital units. Patient care units differ based upon the types of patients cared for on a given unit, and the way in which care is organized and delivered there. Education and experience levels of unit staff, support from nurse educators and nurse managers also factor into unit staffing decisions, as does the unique characteristics and mission of each hospital. It is also important to look at patient outcomes (including fall rates, pressure ulcer rates, and Hospital Compare measures related to heart attack care, heart failure care, pneumonia care and surgical care) in the Performance Measures section of PatientCareLink.

The list of caregivers in these boxes were provided to all hospitals.



PatientCareLink is a joint effort of the [Massachusetts Hospital Association \(MHA\)](#) and the [Organization of Nurse Leaders, MA-RI](#).

[Terms & Conditions](#) | [Sitemap](#)

[About PatientCareLink](#) | [For Patients & Families](#) | [Hospital Data](#) | [Success Stories](#) | [Participant Login](#)

© 2013 PatientCareLink. All rights reserved. Website designed by [Boston Interactive](#)



Glossary of Health Care Terms | Search Keywords...



- About PatientCareLink
- Hospital Data
- Success Stories
- Improving Patient Care
- Workforce
- For Patients & Families

Home » [Hospital Data](#) » [Staffing Plans & Reports](#) » [2011 Reports](#) » [Holy Family Hospital & Medical Center](#) » Holy Family Hospital & Medical Center - St. Michael's

Hospital Data

Staffing Plans & Reports

- [2013 Plans](#)
- [2012 Reports](#)
- [2011 Reports](#)
- [2010 Reports](#)
- [2009 Reports](#)
- [2008 Reports](#)
- [2007 Reports](#)
- [2006 Reports](#)

[FAQs About Staffing Plans](#)

Performance Measures

Holy Family Hospital & Medical Center - St. Michael's

Acute Care
[St. Michael's](#)
 Behavioral Health - Adult
 230 Hospital Licensed Beds

[How to Read and Understand Staffing Plans](#)

Date of Services Budgeted: **FY 2011**

A well-staffed unit is not only defined by the number of caregivers included in the team, but by the carefully chosen members of each team depending upon the needs of each patient and the unit overall.

Average Number of Patients Per Day:	18.95
-------------------------------------	-------

Direct Caregivers	Scheduled Hours	Shift Length	Number of Staff						
			Mon	Tues	Wed	Thurs	Fri	Sat	Sun
Day Shift									
RN	7am-3pm	8.00	4.00	4.00	4.00	4.00	4.00	4.00	4.00
Mental Health Counselor	7am-3pm	8.00	2.00	2.00	2.00	2.00	2.00	2.00	2.00
Evening Shift									
RN	3pm-11pm	8.00	4.00	4.00	4.00	4.00	4.00	4.00	4.00
Mental Health Counselor	3pm-11pm	8.00	2.00	2.00	2.00	2.00	2.00	2.00	2.00
Night Shift									
RN	11pm-7am	8.00	2.00	2.00	2.00	2.00	2.00	2.00	2.00
Mental Health Counselor	11pm-7am	8.00	2.00	2.00	2.00	2.00	2.00	2.00	2.00

Plan / Budgeted Direct WHPPD (Worked Hours Per Patient Day)	6.73
---	------

Plan / Budgeted Direct WHPPD (Worked Hours Per Patient Day)	6.73
Actual Worked Hours Per Patient Day	6.25
% Difference	-7.13%
Click here for more information	

Additional Care Team Members			
Click here for Care Team Member definitions			
Skills	Shift Coverage		
	Day	Evening	Night
Unit Nurse Management	X		
Staff Educator	X		
Clinical Nurse Specialist			
Unit Clerical Support	X	X	
1:1 Patient Observer	X	X	X
Admissions Nurse			
Patient Transport Team	X	X	

Additional Unit Information:

Other Team Members:
 Other is Interpreter Services available 24/7

IV Therapy Team / Line Access			
Monitor Technician			
Rapid Response Team	X	X	X
Respiratory Therapy Support	X	X	X
Nutritionist	X		
Rehab Activities (OT, PT, Speech)	X		
Clinical Pharmacist	X	X	X
Licensed Social Services / Case Management	X		
Spiritual Services	X	X	X
Hospitalist / NP / PA	X	X	X
Intensivist / Neonatologist			
Nursing Student	X	X	
Recreation / Milieu Therapist			
Intern / Resident			
Other	X	X	X

There are many variables to consider in establishing safe, efficiently staffed hospital units. Patient care units differ based upon the types of patients cared for on a given unit, and the way in which care is organized and delivered there. Education and experience levels of unit staff, support from nurse educators and nurse managers also factor into unit staffing decisions, as does the unique characteristics and mission of each hospital. It is also important to look at patient outcomes (including fall rates, pressure ulcer rates, and Hospital Compare measures related to heart attack care, heart failure care, pneumonia care and surgical care) in the Performance Measures section of PatientCareLink.

The list of caregivers in these boxes were provided to all hospitals.



PatientCareLink is a joint effort of the [Massachusetts Hospital Association \(MHA\)](#) and the [Organization of Nurse Leaders, MA-RI](#).

[Terms & Conditions](#) | [Sitemap](#)

[About PatientCareLink](#) | [For Patients & Families](#) | [Hospital Data](#) | [Success Stories](#) | [Participant Login](#)

© 2013 PatientCareLink. All rights reserved. Website designed by [Boston Interactive](#)



Glossary of Health Care Terms | Search Keywords...



- About PatientCareLink
- Hospital Data
- Success Stories
- Improving Patient Care
- Workforce
- For Patients & Families

Home ~ Hospital Data ~ Staffing Plans & Reports ~ 2011 Reports ~ Holy Family Hospital & Medical Center ~ Holy Family Hospital & Medical Center - St. Camillus

Hospital Data

Staffing Plans & Reports

[2013 Plans](#)

[2012 Reports](#)

[2011 Reports](#)

[2010 Reports](#)

[2009 Reports](#)

[2008 Reports](#)

[2007 Reports](#)

[2006 Reports](#)

[FAQ's About Staffing Plans](#)

Performance Measures

Holy Family Hospital & Medical Center - St. Camillus

Acute Care
[St. Camillus](#)
 Adult Medical - Cardiac
 230 Hospital Licensed Beds

[How to Read and Understand Staffing Plans](#)

Date of Services Budgeted: FY 2011

A well-staffed unit is not only defined by the number of caregivers included in the team, but by the carefully chosen members of each team depending upon the needs of each patient and the unit overall.

Average Number of Patients Per Day:	24.61
-------------------------------------	-------

Direct Caregivers	Scheduled Hours	Shift Length	Number of Staff							
			Mon	Tues	Wed	Thurs	Fri	Sat	Sun	
Day Shift										
RN	7am-3pm	8.00	6.00	6.00	6.00	6.00	6.00	6.00	6.00	6.00
Unlicensed Assistive Personnel	7am-3pm	8.00	3.00	3.00	3.00	3.00	3.00	3.00	3.00	3.00
RN	7am-3pm	8.00	1.00	1.00	1.00	1.00	1.00			
Evening Shift										
RN	3pm-11pm	8.00	6.00	6.00	6.00	6.00	6.00	6.00	6.00	6.00
Unlicensed Assistive Personnel	3pm-11pm	8.00	3.00	3.00	3.00	3.00	3.00	3.00	3.00	3.00
RN	3pm-11pm	8.00	1.00	1.00	1.00	1.00	1.00			
Night Shift										
RN	11pm-7am	8.00	6.00	6.00	6.00	6.00	6.00	6.00	6.00	6.00
Unlicensed Assistive Personnel	11pm-7am	8.00	2.00	2.00	2.00	2.00	2.00	2.00	2.00	2.00

Plan / Budgeted Direct WHPPD (Worked Hours Per Patient Day)	8.89
---	------

Plan / Budgeted Direct WHPPD (Worked Hours Per Patient Day)	8.89
---	------

Actual Worked Hours Per Patient Day	9.16
% Difference	3.04%

Additional Care Team Members			
Click here for Care Team Member definitions			
Skills	Shift Coverage		
	Day	Evening	Night
Unit Nurse Management	X		
Staff Educator	X		
Clinical Nurse Specialist			
Unit Clerical Support	X	X	
1:1 Patient Observer	X	X	X
Admissions Nurse			

Additional Unit Information:

Other Team Members:

Interpreter Services available 24/7

Patient Transport Team	X	X	
IV Therapy Team / Line Access			
Monitor Technician			
Rapid Response Team	X	X	X
Respiratory Therapy Support	X	X	X
Nutritionist	X		
Rehab Activities (OT, PT, Speech)	X		
Clinical Pharmacist	X	X	X
Licensed Social Services / Case Management	X		
Spiritual Services	X	X	X
Hospitalist / NP / PA	X	X	X
Intensivist / Neonatologist			
Nursing Student	X	X	
Recreation / Milieu Therapist			
Intern / Resident			
Other	X	X	X

There are many variables to consider in establishing safe, efficiently staffed hospital units. Patient care units differ based upon the types of patients cared for on a given unit, and the way in which care is organized and delivered there. Education and experience levels of unit staff, support from nurse educators and nurse managers also factor into unit staffing decisions, as does the unique characteristics and mission of each hospital. It is also important to look at patient outcomes (including fall rates, pressure ulcer rates, and Hospital Compare measures related to heart attack care, heart failure care, pneumonia care and surgical care) in the Performance Measures section of PatientCareLink.

The list of caregivers in these boxes were provided to all hospitals.



PatientCareLink is a joint effort of the [Massachusetts Hospital Association \(MHA\)](#) and the [Organization of Nurse Leaders, MA-RI](#).

[Terms & Conditions](#) | [Sitemap](#)

[About PatientCareLink](#) | [For Patients & Families](#) | [Hospital Data](#) | [Success Stories](#) | [Participant Login](#)

© 2013 PatientCareLink. All rights reserved. Website designed by [Boston Interactive](#)



Glossary of Health Care Terms | Search Keywords...



- About PatientCareLink
- Hospital Data
- Success Stories
- Improving Patient Care
- Workforce
- For Patients & Families

Home » Hospital Data » Staffing Plans & Reports » 2011 Reports » Holy Family Hospital & Medical Center » Holy Family Hospital & Medical Center - TCU

Hospital Data

Staffing Plans & Reports

[2013 Plans](#)

[2012 Reports](#)

[2011 Reports](#)

[2010 Reports](#)

[2009 Reports](#)

[2008 Reports](#)

[2007 Reports](#)

[2006 Reports](#)

[FAQ's About Staffing Plans](#)

Performance Measures

Holy Family Hospital & Medical Center - TCU

Acute Care
 TCU
 Adult Rehabilitation
 230 Hospital Licensed Beds

[How to Read and Understand Staffing Plans](#)

Date of Services Budgeted: FY 2011

A well-staffed unit is not only defined by the number of caregivers included in the team, but by the carefully chosen members of each team depending upon the needs of each patient and the unit overall.

Average Number of Patients Per Day:	13.47
-------------------------------------	-------

Direct Caregivers	Scheduled Hours	Shift Length	Number of Staff							
			Mon	Tues	Wed	Thurs	Fri	Sat	Sun	
Day Shift										
RN	7am-3pm	8.00	2.00	2.00	2.00	2.00	2.00	2.00	2.00	2.00
Unticensored Assistive Personnel	7am-3pm	8.00	2.00	2.00	2.00	2.00	2.00	2.00	2.00	2.00
Evening Shift										
RN	3pm-11pm	8.00	2.00	2.00	2.00	2.00	2.00	2.00	2.00	2.00
Unticensored Assistive Personnel	3pm-11pm	8.00	1.00	1.00	1.00	1.00	1.00	1.00	1.00	1.00
Night Shift										
RN	11pm-7am	8.00	2.00	2.00	2.00	2.00	2.00	2.00	2.00	2.00
Unticensored Assistive Personnel	11pm-7am	8.00	1.00	1.00	1.00	1.00	1.00	1.00	1.00	1.00

Plan / Budgeted Direct WHPPD (Worked Hours Per Patient Day)	5.92
---	------

Plan / Budgeted Direct WHPPD (Worked Hours Per Patient Day)	5.92
Actual Worked Hours Per Patient Day	5.58
% Difference	-5.74%
Click here for more information	

Additional Care Team Members			
Click here for Care Team Member definitions			
Skills	Shift Coverage		
	Day	Evening	Night
Unit Nurse Management	X		
Staff Educator	X		
Clinical Nurse Specialist			
Unit Clerical Support	X	X	
1:1 Patient Observer	X	X	X
Admissions Nurse			
Patient Transport Team	X	X	

Additional Unit Information:

Other Team Members:
 Interpreter Services available 24/7

IV Therapy Team / Line Access			
Monitor Technician			
Rapid Response Team	X	X	X
Respiratory Therapy Support	X	X	X
Nutritionist	X		
Rehab Activities (OT, PT, Speech)	X		
Clinical Pharmacist	X	X	X
Licensed Social Services / Case Management	X		
Spiritual Services	X	X	X
Hospitalist / NP / PA	X	X	X
Intensivist / Neonatologist			
Nursing Student	X		
Recreation / Milieu Therapist	X		
Intern / Resident			
Other	X	X	X

There are many variables to consider in establishing safe, efficiently staffed hospital units. Patient care units differ based upon the types of patients cared for on a given unit, and the way in which care is organized and delivered there. Education and experience levels of unit staff, support from nurse educators and nurse managers also factor into unit staffing decisions, as does the unique characteristics and mission of each hospital. It is also important to look at patient outcomes (including fall rates, pressure ulcer rates, and Hospital Compare measures related to heart attack care, heart failure care, pneumonia care and surgical care) in the Performance Measures section of PatientCareLink.

The list of caregivers in these boxes were provided to all hospitals.




PatientCareLink is a joint effort of the [Massachusetts Hospital Association \(MHA\)](#) and the [Organization of Nurse Leaders, MA-RI](#).

[Terms & Conditions](#) | [Sitemap](#)

[About PatientCareLink](#) | [For Patients & Families](#) | [Hospital Data](#) | [Success Stories](#) | [Participant Login](#)

© 2013 PatientCareLink. All rights reserved. Website designed by [Boston Interactive](#)





Glossary of Health Care Terms | Search Keywords...



- About PatientCareLink
- Hospital Data
- Success Stories
- Improving Patient Care
- Workforce
- For Patients & Families

Home - Hospital Data -> Staffing Plans & Reports -> 2010 Reports -> Holy Family Hospital & Medical Center - Holy Family Hospital & Medical Center - ICU/CCU

Hospital Data

Staffing Plans & Reports

[2013 Plans](#)

[2012 Reports](#)

[2011 Reports](#)

[2010 Reports](#)

[2009 Reports](#)

[2008 Reports](#)

[2007 Reports](#)

[2006 Reports](#)

[FAQ's About Staffing Plans](#)

Performance Measures

Holy Family Hospital & Medical Center - ICU/CCU

Acute Care

[ICU/CCU](#)

Adult Critical Care - Medical / Surgical Combined

230 Hospital Licensed Beds

Date of Services Reported: FY 2010

Average Number of Patients Per Day:	8.66
-------------------------------------	------

Direct Caregivers	Scheduled Hours	Shift Length	Number of Staff						
			Mon	Tues	Wed	Thurs	Fri	Sat	Sun
Day Shift									
RN	7am-3pm	8.00	5.00	5.00	5.00	5.00	5.00	5.00	5.00
Unticensored Assistive Personnel	7am-3pm	8.00	1.00	1.00	1.00	1.00	1.00	1.00	1.00
Evening Shift									
RN	3pm-11pm	8.00	5.00	5.00	5.00	5.00	5.00	5.00	5.00
Unticensored Assistive Personnel	3pm-11pm	8.00	1.00	1.00	1.00	1.00	1.00	1.00	1.00
Night Shift									
RN	11pm-7am	8.00	5.00	5.00	5.00	5.00	5.00	5.00	5.00
Unticensored Assistive Personnel	11pm-7am	8.00	1.00	1.00	1.00	1.00	1.00	1.00	1.00

Plan / Budgeted Direct WHPPD (Worked Hours Per Patient Day)	16.58
Actual Worked Hours Per Patient Day	16.30
% Difference	-1.69%

Additional Care Team Members			
Skills	Shift Coverage		
	Day	Evening	Night
Unit Nurse Management	X		
Staff Educator	X		
Clinical Nurse Specialist			
Unit Clerical Support	X	X	
1:1 Patient Observer	X	X	X
Admissions Nurse			
Patient Transport Team	X	X	
IV Therapy Team / Line Access			
Monitor Technician			
Rapid Response Team	X	X	X
Respiratory Therapy Support	X	X	X
Nutritionist	X		
Rehab Activities (OT, PT, Speech)	X		

Additional Unit Information:

Other Team Members:

Interpreter Services available 24/7

Clinical Pharmacist	X	X	X
Licensed Social Services / Case Management	X		
Spiritual Services	X	X	X
Hospitalist / NP / PA	X	X	X
Intensivist / Neonatologist			
Nursing Student	X	X	
Recreation / Milieu Therapist			
Intern / Resident			
Other	X	X	X

The list of caregivers in these boxes were provided to all hospitals.



PatientCareLink is a joint effort of the [Massachusetts Hospital Association \(MHA\)](#) and the [Organization of Nurse Leaders, MA-RI](#).

[Terms & Conditions](#) | [Sitemap](#)

[About PatientCareLink](#) | [For Patients & Families](#) | [Hospital Data](#) | [Success Stories](#) | [Participant Login](#)

© 2013 PatientCareLink. All rights reserved. Website designed by [Boston Interactive](#)



Glossary of Health Care Terms | Search Keywords...



- About PatientCareLink
- Hospital Data
- Success Stories
- Improving Patient Care
- Workforce
- For Patients & Families

Home » Hospital Data » Staffing Plans & Reports » 2010 Reports » Holy Family Hospital & Medical Center » Holy Family Hospital & Medical Center - Russell Hall

Hospital Data

Staffing Plans & Reportsa

[2013 Plans](#)

[2012 Reports](#)

[2011 Reports](#)

[2010 Reports](#)

[2009 Reports](#)

[2008 Reports](#)

[2007 Reports](#)

[2006 Reports](#)

[FAQ's About Staffing Plans](#)

Performance Measures

Holy Family Hospital & Medical Center - Russell Hall

Acute Care
[Russell Hall](#)
 Adult Medical
 230 Hospital Licensed Beds

Date of Services Reported: FY 2010

Average Number of Patients Per Day:	11.61
-------------------------------------	-------

Direct Caregivers	Scheduled Hours	Shift Length	Number of Staff						
			Mon	Tues	Wed	Thurs	Fri	Sat	Sun
Day Shift									
RN	7am-3pm	8.00	2.00	2.00	2.00	2.00	2.00	2.00	2.00
Unlicensed Assistive Personnel	7am-3pm	8.00	2.00	2.00	2.00	2.00	2.00	2.00	2.00
Evening Shift									
RN	3pm-11pm	8.00	2.00	2.00	2.00	2.00	2.00	2.00	2.00
Unlicensed Assistive Personnel	3pm-11pm	8.00	1.00	1.00	1.00	1.00	1.00	1.00	1.00
Night Shift									
RN	11pm-7am	8.00	2.00	2.00	2.00	2.00	2.00	2.00	2.00
Unlicensed Assistive Personnel	11pm-7am	8.00	1.00	1.00	1.00	1.00	1.00	1.00	1.00

Plan / Budgeted Direct WHPPD (Worked Hours Per Patient Day)	6.87
Actual Worked Hours Per Patient Day	7.73
% Difference	12.52%
Click here for more information	

Additional Care Team Members			
Click here for Care Team Member definitions			
Skills	Shift Coverage		
	Day	Evening	Night
Unit Nurse Management	X		
Staff Educator	X		
Clinical Nurse Specialist			
Unit Clerical Support	X	X	
1:1 Patient Observer	X	X	X
Admissions Nurse			
Patient Transport Team	X		
IV Therapy Team / Line Access			
Monitor Technician			
Rapid Response Team	X	X	X
Respiratory Therapy Support	X	X	X
Nutritionist	X		

Additional Unit Information:
Other Team Members:
Interpreter Services available 24/7

Rehab Activities (OT, PT, Speech)	X		
Clinical Pharmacist	X	X	X
Licensed Social Services / Case Management	X		
Spiritual Services	X	X	X
Hospitalist / NP / PA	X	X	X
Intensivist / Neonatologist			
Nursing Student	X	X	
Recreation / Milieu Therapist			
Intern / Resident			
Other	X	X	X

The list of caregivers in these boxes were provided to all hospitals.



PatientCareLink is a joint effort of the [Massachusetts Hospital Association \(MHA\)](#) and the [Organization of Nurse Leaders, MA-RI](#).

[Terms & Conditions](#) | [Sitemap](#)

[About PatientCareLink](#) | [For Patients & Families](#) | [Hospital Data](#) | [Success Stories](#) | [Participant Login](#)

© 2013 PatientCareLink. All rights reserved. Website designed by [Boston Interactive](#)



Glossary of Health Care Terms | Search Keywords...



- About PatientCareLink
- Hospital Data
- Success Stories
- Improving Patient Care
- Workforce
- For Patients & Families

Home » Hospital Data » Staffing Plans & Reports » 2010 Reports » Holy Family Hospital & Medical Center » Holy Family Hospital & Medical Center - Special Care Nursery

Hospital Data

Staffing Plans & Reports

- [2013 Plans](#)
- [2012 Reports](#)
- [2011 Reports](#)
- [2010 Reports](#)
- [2009 Reports](#)
- [2008 Reports](#)
- [2007 Reports](#)
- [2006 Reports](#)
- [FAQs About Staffing Plans](#)

Performance Measures

Holy Family Hospital & Medical Center - Special Care Nursery

Acute Care
[Special Care Nursery](#)
 Neonate Level II Intermediate Care
 230 Hospital Licensed Beds

Date of Services Reported: FY 2010

Average Number of Patients Per Day:	2.65
-------------------------------------	------

Direct Caregivers	Scheduled Hours	Shift Length	Number of Staff						
			Mon	Tues	Wed	Thurs	Fri	Sat	Sun
Day Shift									
RN	7am-3pm	8.00	2.00	2.00	2.00	2.00	2.00	2.00	2.00
RN	7am-3pm	4.00	1.00	1.00	1.00	1.00	1.00		
Evening Shift									
RN	3pm-11pm	8.00	2.00	2.00	2.00	2.00	2.00	2.00	2.00
RN	3pm-11pm	4.00	1.00	1.00	1.00	1.00	1.00		
Night Shift									
RN	11pm-7am	8.00	2.00	2.00	2.00	2.00	2.00	2.00	2.00

Plan / Budgeted Direct WHPPD (Worked Hours Per Patient Day)	20.18
Actual Worked Hours Per Patient Day	17.99
% Difference	-10.85%
Click here for more information	

Additional Care Team Members			
Click here for Care Team Member definitions			
Skills	Shift Coverage		
	Day	Evening	Night
Unit Nurse Management	X		
Staff Educator	X		
Clinical Nurse Specialist			
Unit Clerical Support	X		
1:1 Patient Observer	X	X	X
Admissions Nurse			
Patient Transport Team	X	X	
IV Therapy Team / Line Access			
Monitor Technician			
Rapid Response Team	X	X	X
Respiratory Therapy Support	X	X	X
Nutritionist	X		

Additional Unit Information:

Other Team Members:

Interpreter Services available 24/7

Rehab Activities (OT, PT, Speech)	X		
Clinical Pharmacist	X	X	X
Licensed Social Services / Case Management	X		
Spiritual Services	X	X	X
Hospitalist / NP / PA	X	X	X
Intensivist / Neonatologist	X	X	X
Nursing Student	X		
Recreation / Milieu Therapist			
Intern / Resident			
Other	X	X	X

The list of caregivers in these boxes were provided to all hospitals.



PatientCareLink is a joint effort of the [Massachusetts Hospital Association \(MHA\)](#) and the [Organization of Nurse Leaders, MA-RI](#).

[Terms & Conditions](#) | [Sitemap](#)

[About PatientCareLink](#) | [For Patients & Families](#) | [Hospital Data](#) | [Success Stories](#) | [Participant Login](#)

© 2013 PatientCareLink. All rights reserved. Website designed by [Boston Interactive](#)



Glossary of Health Care Terms | Search Keywords...



- About PatientCareLink
- Hospital Data
- Success Stories
- Improving Patient Care
- Workforce
- For Patients & Families

Home -> Hospital Data -> Staffing Plans & Reports -> 2010 Reports -> Holy Family Hospital & Medical Center -> Holy Family Hospital & Medical Center - St. Anne's

Hospital Data

Staffing Plans & Reports

- [2013 Plans](#)
- [2012 Reports](#)
- [2011 Reports](#)
- [2010 Reports](#)
- [2009 Reports](#)
- [2008 Reports](#)
- [2007 Reports](#)
- [2006 Reports](#)
- [FAQ's About Staffing Plans](#)

Performance Measures

Holy Family Hospital & Medical Center - St. Anne's

Acute Care
 St. Anne's
 Adult Medical
 230 Hospital Licensed Beds

Date of Services Reported: FY 2010

Average Number of Patients Per Day:	16.49
-------------------------------------	-------

Direct Caregivers	Scheduled Hours	Shift Length	Number of Staff						
			Mon	Tues	Wed	Thurs	Fri	Sat	Sun
Day Shift									
RN	7am-3pm	8.00	3.00	3.00	3.00	3.00	3.00	3.00	3.00
Unlicensed Assistive Personnel	7am-3pm	8.00	3.00	3.00	3.00	3.00	3.00	3.00	3.00
Evening Shift									
RN	3pm-11pm	8.00	3.00	3.00	3.00	3.00	3.00	3.00	3.00
Unlicensed Assistive Personnel	3pm-11pm	8.00	2.00	2.00	2.00	2.00	2.00	2.00	2.00
Night Shift									
RN	11pm-7am	8.00	3.00	3.00	3.00	3.00	3.00	3.00	3.00
Unlicensed Assistive Personnel	11pm-7am	8.00	1.00	1.00	1.00	1.00	1.00	1.00	1.00

Plan / Budgeted Direct WHPPD (Worked Hours Per Patient Day)	7.26
Actual Worked Hours Per Patient Day	7.53
% Difference	3.72%

Additional Care Team Members			
Click here for Care Team Member definitions			
Skills	Shift Coverage		
	Day	Evening	Night
Unit Nurse Management	X		
Staff Educator	X		
Clinical Nurse Specialist			
Unit Clerical Support	X	X	
1:1 Patient Observer	X	X	X
Admissions Nurse			
Patient Transport Team	X	X	
IV Therapy Team / Line Access			
Monitor Technician			
Rapid Response Team	X	X	X
Respiratory Therapy Support	X	X	X
Nutritionist	X		
Rehab Activities (OT, PT, Speech)	X		

Additional Unit Information:

Other Team Members:

Interpreter Services available 24/7

Clinical Pharmacist	X	X	X
Licensed Social Services / Case Management	X		
Spiritual Services	X	X	X
Hospitalist / NP / PA	X	X	X
Intensivist / Neonatologist			
Nursing Student	X	X	
Recreation / Milieu Therapist			
Intern / Resident			
Other	X	X	X

The list of caregivers in these boxes were provided to all hospitals.



PatientCareLink is a joint effort of the [Massachusetts Hospital Association \(MHA\)](#) and the [Organization of Nurse Leaders, MA-RI](#).

[Terms & Conditions](#) | [Sitemap](#)

[About PatientCareLink](#) | [For Patients & Families](#) | [Hospital Data](#) | [Success Stories](#) | [Participant Login](#)

© 2013 PatientCareLink. All rights reserved. Website designed by [Boston Interactive](#)



Glossary of Health Care Terms | Search Keywords...



- About PatientCareLink
- Hospital Data
- Success Stories
- Improving Patient Care
- Workforce
- For Patients & Families

Home -> Hospital Data -> Staffing Plans & Reports -> 2010 Reports -> Holy Family Hospital & Medical Center -> Holy Family Hospital & Medical Center - St. Dymphna's

Hospital Data

Staffing Plans & Reports

[2013 Plans](#)

[2012 Reports](#)

[2011 Reports](#)

[2010 Reports](#)

[2009 Reports](#)

[2008 Reports](#)

[2007 Reports](#)

[2006 Reports](#)

[FAQ's About Staffing Plans](#)

Performance Measures

Holy Family Hospital & Medical Center - St. Dymphna's

Acute Care

[St. Dymphna's](#)

Behavioral Health - Adult

230 Hospital Licensed Beds

Date of Services Reported: FY 2010

Average Number of Patients Per Day:	16.83
-------------------------------------	-------

Direct Caregivers	Scheduled Hours	Shift Length	Number of Staff						
			Mon	Tues	Wed	Thurs	Fri	Sat	Sun
Day Shift									
RN	7am-3pm	8.00	4.00	4.00	4.00	4.00	4.00	4.00	4.00
Mental Health Counselor	7am-3pm	8.00	2.00	2.00	2.00	2.00	2.00	2.00	2.00

Evening Shift									
RN	3pm-11pm	8.00	3.00	3.00	3.00	3.00	3.00	3.00	3.00
Mental Health Counselor	3pm-11pm	8.00	2.00	2.00	2.00	2.00	2.00	2.00	2.00

Night Shift									
RN	11pm-7am	8.00	2.00	2.00	2.00	2.00	2.00	2.00	2.00
Mental Health Counselor	11pm-7am	8.00	2.00	2.00	2.00	2.00	2.00	2.00	2.00

Plan / Budgeted Direct WHPPD (Worked Hours Per Patient Day)	7.11
Actual Worked Hours Per Patient Day	7.22
% Difference	1.55%

Additional Care Team Members			
Click here for Care Team Member definitions			
Skills	Shift Coverage		
	Day	Evening	Night
Unit Nurse Management	X		
Staff Educator	X		
Clinical Nurse Specialist			
Unit Clerical Support	X	X	
1:1 Patient Observer	X	X	X
Admissions Nurse			
Patient Transport Team	X	X	
IV Therapy Team / Line Access			
Monitor Technician			
Rapid Response Team	X	X	X
Respiratory Therapy Support	X	X	X
Nutritionist	X		
Rehab Activities (OT, PT, Speech)	X		

Additional Unit Information:

Other Team Members:

Interpreter Services available 24/7

Clinical Pharmacist	X	X	X
Licensed Social Services / Case Management	X		
Spiritual Services	X	X	X
Hospitalist / NP / PA	X	X	X
Intensivist / Neonatologist			
Nursing Student	X	X	
Recreation / Milieu Therapist			
Intern / Resident			
Other	X	X	X

The list of caregivers in these boxes were provided to all hospitals.



PatientCareLink is a joint effort of the [Massachusetts Hospital Association \(MHA\)](#) and the [Organization of Nurse Leaders, MA-RI](#).

[Terms & Conditions](#) | [Sitemap](#)

[About PatientCareLink](#) | [For Patients & Families](#) | [Hospital Data](#) | [Success Stories](#) | [Participant Login](#)

© 2013 PatientCareLink. All rights reserved. Website designed by [Boston Interactive](#)



Glossary of Health Care Terms | Search Keywords...



- About PatientCareLink
- Hospital Data
- Success Stories
- Improving Patient Care
- Workforce
- For Patients & Families

Home » Hospital Data » Staffing Plans & Reports » 2010 Reports » Holy Family Hospital & Medical Center » Holy Family Hospital & Medical Center - St. Mary's

Hospital Data

Staffing Plans & Reports

- [2013 Plans](#)
- [2012 Reports](#)
- [2011 Reports](#)
- [2010 Reports](#)
- [2009 Reports](#)
- [2008 Reports](#)
- [2007 Reports](#)
- [2006 Reports](#)
- [FAQ's About Staffing Plans](#)

Performance Measures

Holy Family Hospital & Medical Center - St. Mary's

Acute Care
[St. Mary's](#)
 Adult Surgical - Orthopedic
 230 Hospital Licensed Beds

Date of Services Reported: FY 2010

Average Number of Patients Per Day:	13.90
-------------------------------------	-------

Direct Caregivers	Scheduled Hours	Shift Length	Number of Staff						
			Mon	Tues	Wed	Thurs	Fri	Sat	Sun
Day Shift									
RN	7am-3pm	8.00	3.00	3.00	3.00	3.00	3.00	3.00	3.00
Unlicensed Assistive Personnel	7am-3pm	8.00	2.00	2.00	2.00	2.00	2.00	2.00	2.00
Evening Shift									
RN	3pm-11pm	8.00	3.00	3.00	3.00	3.00	3.00	3.00	3.00
Unlicensed Assistive Personnel	3pm-11pm	8.00	1.00	1.00	1.00	1.00	1.00	1.00	1.00
Night Shift									
RN	11pm-7am	8.00	3.00	3.00	3.00	3.00	3.00	3.00	3.00
Unlicensed Assistive Personnel	11pm-7am	8.00	1.00	1.00	1.00	1.00	1.00	1.00	1.00

Plan / Budgeted Direct WHPPD (Worked Hours Per Patient Day)	7.46
Actual Worked Hours Per Patient Day	8.22
% Difference	10.19%
Click here for more information	

Additional Care Team Members			
Skills	Shift Coverage		
	Day	Evening	Night
Unit Nurse Management	X		
Staff Educator	X		
Clinical Nurse Specialist			
Unit Clerical Support	X	X	
1:1 Patient Observer	X	X	X
Admissions Nurse			
Patient Transport Team	X	X	
IV Therapy Team / Line Access			
Monitor Technician			
Rapid Response Team	X	X	X
Respiratory Therapy Support	X	X	X
Nutritionist	X		

Additional Unit Information:

Other Team Members:

Interpreter Services available 24/7

Rehab Activities (OT, PT, Speech)	X		
Clinical Pharmacist			
Licensed Social Services / Case Management	X		
Spiritual Services	X	X	X
Hospitalist / NP / PA	X	X	X
Intensivist / Neonatologist			
Nursing Student	X	X	
Recreation / Milieu Therapist			
Intern / Resident			
Other	X	X	X

The list of caregivers in these boxes were provided to all hospitals.



PatientCareLink is a joint effort of the [Massachusetts Hospital Association \(MHA\)](#) and the [Organization of Nurse Leaders, MA-RI](#).

[Terms & Conditions](#) | [Sitemap](#)

[About PatientCareLink](#) | [For Patients & Families](#) | [Hospital Data](#) | [Success Stories](#) | [Participant Login](#)

© 2013 PatientCareLink. All rights reserved. Website designed by [Boston Interactive](#)



Glossary of Health Care Terms | Search Keywords...



- About PatientCareLink
- Hospital Data
- Success Stories
- Improving Patient Care
- Workforce
- For Patients & Families

Home » Hospital Data » Staffing Plans & Reports » 2010 Reports » Holy Family Hospital & Medical Center » Holy Family Hospital & Medical Center - St. Michael's

Hospital Data

Staffing Plans & Reports

[2013 Plans](#)

[2012 Reports](#)

[2011 Reports](#)

[2010 Reports](#)

[2009 Reports](#)

[2008 Reports](#)

[2007 Reports](#)

[2006 Reports](#)

[FAQ's About Staffing Plans](#)

Performance Measures

Holy Family Hospital & Medical Center - St. Michael's

Acute Care
[St. Michael's](#)
 Behavioral Health - Adult
 230 Hospital Licensed Beds

Date of Services Reported: FY 2010

Average Number of Patients Per Day:	19.28
-------------------------------------	-------

Direct Caregivers	Scheduled Hours	Shift Length	Number of Staff						
			Mon	Tues	Wed	Thurs	Fri	Sat	Sun
Day Shift									
RN	7am-3pm	8.00	4.00	4.00	4.00	4.00	4.00	4.00	4.00
Mental Health Counselor	7am-3pm	8.00	3.00	3.00	3.00	3.00	3.00	3.00	3.00
Evening Shift									
RN	3pm-11pm	8.00	4.00	4.00	4.00	4.00	4.00	4.00	4.00
Mental Health Counselor	3pm-11pm	8.00	2.00	2.00	2.00	2.00	2.00	2.00	2.00
Night Shift									
RN	11pm-7am	8.00	2.00	2.00	2.00	2.00	2.00	2.00	2.00
Mental Health Counselor	11pm-7am	8.00	2.00	2.00	2.00	2.00	2.00	2.00	2.00

Plan / Budgeted Direct WHPPD (Worked Hours Per Patient Day)	7.03
Actual Worked Hours Per Patient Day	6.89
% Difference	-1.99%

Additional Care Team Members			
Skills	Shift Coverage		
	Day	Evening	Night
Unit Nurse Management	X		
Staff Educator	X		
Clinical Nurse Specialist			
Unit Clerical Support	X	X	
1:1 Patient Observer	X	X	X
Admissions Nurse			
Patient Transport Team	X	X	
IV Therapy Team / Line Access			
Monitor Technician			
Rapid Response Team	X	X	X
Respiratory Therapy Support	X	X	X
Nutritionist	X		
Rehab Activities (OT, PT, Speech)	X		

Additional Unit Information:

Other Team Members:

Interpreter Services available 24/7

Clinical Pharmacist	X	X	X
Licensed Social Services / Case Management	X		
Spiritual Services	X	X	X
Hospitalist / NP / PA	X	X	X
Intensivist / Neonatologist			
Nursing Student	X	X	
Recreation / Milieu Therapist			
Intern / Resident			
Other	X	X	X

The list of caregivers in these boxes were provided to all hospitals.



PatientCareLink is a joint effort of the [Massachusetts Hospital Association \(MHA\)](#) and the [Organization of Nurse Leaders, MA-RI](#).

[Terms & Conditions](#) | [Sitemap](#)

[About PatientCareLink](#) | [For Patients & Families](#) | [Hospital Data](#) | [Success Stories](#) | [Participant Login](#)

© 2013 PatientCareLink. All rights reserved. Website designed by [Boston Interactive](#)



- About PatientCareLink
- Hospital Data
- Success Stories
- Improving Patient Care
- Workforce
- For Patients & Families

Home » Hospital Data » Staffing Plans & Reports » 2010 Reports » Holy Family Hospital & Medical Center » Holy Family Hospital & Medical Center - St. Camillus

Hospital Data

Staffing Plans & Reports

[2013 Plans](#)

[2012 Reports](#)

[2011 Reports](#)

[2010 Reports](#)

[2009 Reports](#)

[2008 Reports](#)

[2007 Reports](#)

[2006 Reports](#)

[FAQ's About Staffing Plans](#)

Performance Measures

Holy Family Hospital & Medical Center - St. Camillus

Acute Care
[St. Camillus](#)
 Adult Medical - Cardiac
 230 Hospital Licensed Beds

Date of Services Reported: FY 2010

Average Number of Patients Per Day:	26.87
-------------------------------------	-------

Direct Caregivers	Scheduled Hours	Shift Length	Number of Staff						
			Mon	Tues	Wed	Thurs	Fri	Sat	Sun
Day Shift									
RN	7am-3pm	8.00	6.00	6.00	6.00	6.00	6.00	6.00	6.00
RN	7am-3pm	8.00	1.00	1.00	1.00	1.00	1.00		
Unlicensed Assistive Personnel	7am-3pm	8.00	4.00	4.00	4.00	4.00	4.00	4.00	4.00
Evening Shift									
RN	3pm-11pm	8.00	6.00	6.00	6.00	6.00	6.00	6.00	6.00
RN	3pm-11pm	8.00	1.00	1.00	1.00	1.00			
Unlicensed Assistive Personnel	3pm-11pm	8.00	3.00	3.00	3.00	3.00	3.00	3.00	3.00
Night Shift									
RN	11pm-7am	8.00	5.00	5.00	5.00	5.00	5.00	5.00	5.00
RN	11pm-3am	4.00	1.00	1.00	1.00	1.00	1.00		
Unlicensed Assistive Personnel	11pm-7am	8.00	3.00	3.00	3.00	3.00	3.00	3.00	3.00

Plan / Budgeted Direct WHPPD (Worked Hours Per Patient Day)	8.55
Actual Worked Hours Per Patient Day	9.00
% Difference	5.26%
Click here for more information	

Additional Care Team Members			
Click here for Care Team Member definitions			
Skills	Shift Coverage		
	Day	Evening	Night
Unit Nurse Management	X		
Staff Educator	X		
Clinical Nurse Specialist			
Unit Clerical Support	X	X	
1:1 Patient Observer	X	X	X
Admissions Nurse			
Patient Transport Team	X	X	
IV Therapy Team / Line Access			
Monitor Technician			

Additional Unit Information:

Other Team Members:

Interpreter Services available 24/7

Rapid Response Team	X	X	X
Respiratory Therapy Support	X	X	X
Nutritionist	X		
Rehab Activities (OT, PT, Speech)	X		
Clinical Pharmacist	X	X	X
Licensed Social Services / Case Management	X		
Spiritual Services	X	X	X
Hospitalist / NP / PA	X	X	X
Intensivist / Neonatologist			
Nursing Student	X	X	
Recreation / Milieu Therapist			
Intern / Resident			
Other	X	X	X

The list of caregivers in these boxes were provided to all hospitals.



PatientCareLink is a joint effort of the [Massachusetts Hospital Association \(MHA\)](#) and the [Organization of Nurse Leaders, MA-RI](#).

[Terms & Conditions](#) | [Sitemap](#)

[About PatientCareLink](#) | [For Patients & Families](#) | [Hospital Data](#) | [Success Stories](#) | [Participant Login](#)

© 2013 PatientCareLink. All rights reserved. Website designed by [Boston Interactive](#)



Glossary of Health Care Terms | Search Keywords...



- About PatientCareLink
- Hospital Data
- Success Stories
- Improving Patient Care
- Workforce
- For Patients & Families

Home » Hospital Data » Staffing Plans & Reports » 2010 Reports » Holy Family Hospital & Medical Center » Holy Family Hospital & Medical Center - TCU

Hospital Data

Staffing Plans & Reportsa

[2013 Plans](#)

[2012 Reports](#)

[2011 Reports](#)

[2010 Reports](#)

[2009 Reports](#)

[2008 Reports](#)

[2007 Reports](#)

[2006 Reports](#)

[FAQ's About Staffing Plans](#)

Performance Measures

Holy Family Hospital & Medical Center - TCU

Acute Care
 TCU
 Adult Rehabilitation
 230 Hospital Licensed Beds

Date of Services Reported: FY 2010

Average Number of Patients Per Day:	14.18
-------------------------------------	-------

Direct Caregivers	Scheduled Hours	Shift Length	Number of Staff						
			Mon	Tues	Wed	Thurs	Fri	Sat	Sun
Day Shift									
RN	7am-3pm	8.00	2.00	2.00	2.00	2.00	2.00	2.00	2.00
Unlicensed Assistive Personnel	7am-3pm	8.00	2.00	2.00	2.00	2.00	2.00	2.00	2.00
Evening Shift									
RN	3pm-11pm	8.00	2.00	2.00	2.00	2.00	2.00	2.00	2.00
Unlicensed Assistive Personnel	3pm-11pm	8.00	1.00	1.00	1.00	1.00	1.00	1.00	1.00
Night Shift									
RN	11pm-7am	8.00	2.00	2.00	2.00	2.00	2.00	2.00	2.00
Unlicensed Assistive Personnel	11pm-7am	8.00	1.00	1.00	1.00	1.00	1.00	1.00	1.00

Plan / Budgeted Direct WHPPD (Worked Hours Per Patient Day)	5.63
Actual Worked Hours Per Patient Day	5.94
% Difference	5.51%
Click here for more information	

Additional Care Team Members			
Skills	Shift Coverage		
	Day	Evening	Night
Unit Nurse Management	X		
Staff Educator	X		
Clinical Nurse Specialist			
Unit Clerical Support	X	X	
1:1 Patient Observer	X	X	X
Admissions Nurse			
Patient Transport Team	X	X	X
IV Therapy Team / Line Access			
Monitor Technician			
Rapid Response Team	X	X	X
Respiratory Therapy Support	X	X	X
Nutritionist	X		

Additional Unit Information:
Other Team Members:
Interpreter Services available 24/7

Rehab Activities (OT, PT, Speech)	X		
Clinical Pharmacist	X	X	X
Licensed Social Services / Case Management	X		
Spiritual Services	X	X	X
Hospitalist / NP / PA	X	X	X
Intensivist / Neonatologist			
Nursing Student	X		
Recreation / Milieu Therapist	X		
Intern / Resident			
Other	X	X	X

The list of caregivers in these boxes were provided to all hospitals.




PatientCareLink is a joint effort of the [Massachusetts Hospital Association \(MHA\)](#) and the [Organization of Nurse Leaders, MA-RI](#).

[Terms & Conditions](#) | [Sitemap](#)

[About PatientCareLink](#) | [For Patients & Families](#) | [Hospital Data](#) | [Success Stories](#) | [Participant Login](#)

© 2013 PatientCareLink. All rights reserved. Website designed by [Boston Interactive](#)





Glossary of Health Care Terms | Search Keywords...



- About PatientCareLink
- Hospital Data
- Success Stories
- Improving Patient Care
- Workforce
- For Patients & Families

Home - Hospital Data » Staffing Plans & Reports » 2009 Reports » Holy Family Hospital & Medical Center - Holy Family Hospital & Medical Center - ICU/CCU

Hospital Data

Staffing Plans & Reports

[2013 Plans](#)

[2012 Reports](#)

[2011 Reports](#)

[2010 Reports](#)

[2009 Reports](#)

[2008 Reports](#)

[2007 Reports](#)

[2006 Reports](#)

[FAQ's About Staffing Plans](#)

Performance Measures

Holy Family Hospital & Medical Center - ICU/CCU

Acute Care

[ICU/CCU](#)

Adult Critical Care - Medical / Surgical Combined

Date of Services Reported: FY 2009

Average Number of Patients Per Day:	9.50
-------------------------------------	------

Direct Caregivers	Scheduled Hours	Shift Length	Number of Staff						
			Mon	Tues	Wed	Thurs	Fri	Sat	Sun
Day Shift									
RN	7am-3pm	8.00	5.00	5.00	5.00	5.00	5.00	5.00	5.00
Unlicensed Assistive Personnel	7am-3pm	8.00	1.00	1.00	1.00	1.00	1.00	1.00	1.00

Evening Shift								
RN	3pm-11pm	8.00	5.00	5.00	5.00	5.00	5.00	5.00
Unlicensed Assistive Personnel	3pm-11pm	8.00	1.00	1.00	1.00	1.00	1.00	1.00

Night Shift								
RN	11pm-7am	8.00	5.00	5.00	5.00	5.00	5.00	5.00

Plan / Budgeted Direct WHPPD (Worked Hours Per Patient Day)	14.27
Actual Worked Hours Per Patient Day	16.58
% Difference	16.15%
Click here for more information	

Additional Care Team Members			
Click here for Care Team Member definitions			
Skills	Shift Coverage		
	Day	Evening	Night
Unit Nurse Management	X		
Staff Educator	X		
Clinical Nurse Specialist			
Unit Clerical Support	X	X	
1:1 Patient Observer	X	X	X
Admissions Nurse			
Patient Transport Team	X	X	
IV Therapy Team / Line Access			
Monitor Technician			
Rapid Response Team	X	X	X
Respiratory Therapy Support	X	X	X
Nutritionist	X		
Rehab Activities (OT, PT, Speech)	X		
Clinical Pharmacist	X	X	X

Additional Unit Information:

Other Team Members:

INTERPERTERS

Licensed Social Services / Case Management	X		
Spiritual Services	X	X	X
Hospitalist / NP / PA	X	X	X
Intensivist / Neonatologist			
Nursing Student	X		
Recreation / Milieu Therapist			
Intern / Resident			
Other	X		

The list of caregivers in these boxes were provided to all hospitals.



PatientCareLink is a joint effort of the [Massachusetts Hospital Association \(MHA\)](#) and the [Organization of Nurse Leaders, MA-RI](#).

[Terms & Conditions](#) | [Sitemap](#)

[About PatientCareLink](#) | [For Patients & Families](#) | [Hospital Data](#) | [Success Stories](#) | [Participant Login](#)

© 2013 PatientCareLink. All rights reserved. Website designed by [Boston Interactive](#)



Glossary of Health Care Terms | Search Keywords...



- About PatientCareLink
- Hospital Data
- Success Stories
- Improving Patient Care
- Workforce
- For Patients & Families

Home -> Hospital Data -> Staffing Plans & Reports -> 2009 Reports -> Holy Family Hospital & Medical Center -> Holy Family Hospital & Medical Center - Russell Hall

Hospital Data

Staffing Plans & Reports

[2013 Plans](#)

[2012 Reports](#)

[2011 Reports](#)

[2010 Reports](#)

[2009 Reports](#)

[2008 Reports](#)

[2007 Reports](#)

[2006 Reports](#)

[FAQ's About Staffing Plans](#)

Performance Measures

Holy Family Hospital & Medical Center - Russell Hall

Acute Care

[Russell Hall](#)

Adult Medical - Oncology

Date of Services Reported: FY 2009

Average Number of Patients Per Day:	11.50
-------------------------------------	-------

Direct Caregivers	Scheduled Hours	Shift Length	Number of Staff							
			Mon	Tues	Wed	Thurs	Fri	Sat	Sun	
Day Shift										
RN	7am-3pm	8.00	2.00	2.00	2.00	2.00	2.00	2.00	2.00	2.00
Unlicensed Assistive Personnel	7am-3pm	8.00	2.00	2.00	2.00	2.00	2.00	2.00	2.00	2.00
Evening Shift										
RN	3pm-11pm	8.00	2.00	2.00	2.00	2.00	2.00	2.00	2.00	2.00
Unlicensed Assistive Personnel	3pm-11pm	8.00	1.00	1.00	1.00	1.00	1.00	1.00	1.00	1.00
Night Shift										
RN	11pm-7am	8.00	2.00	2.00	2.00	2.00	2.00	2.00	2.00	2.00
Unlicensed Assistive Personnel	11pm-7am	8.00	1.00	1.00	1.00	1.00	1.00	1.00	1.00	1.00

Plan / Budgeted Direct WHPPD (Worked Hours Per Patient Day)	6.94
Actual Worked Hours Per Patient Day	7.66
% Difference	10.36%
Click here for more information	

Additional Care Team Members			
Click here for Care Team Member definitions			
Skills	Shift Coverage		
	Day	Evening	Night
Unit Nurse Management	X		
Staff Educator	X		
Clinical Nurse Specialist			
Unit Clerical Support	X	X	
1:1 Patient Observer	X	X	X
Admissions Nurse			
Patient Transport Team	X	X	
IV Therapy Team / Line Access			
Monitor Technician			
Rapid Response Team	X	X	X
Respiratory Therapy Support	X	X	X
Nutritionist	X		
Rehab Activities (OT, PT, Speech)	X		

Additional Unit Information:

Other Team Members:

INTERPERTERS

Clinical Pharmacist	X	X	X
Licensed Social Services / Case Management	X		
Spiritual Services	X	X	X
Hospitalist / NP / PA	X	X	X
Intensivist / Neonatologist			
Nursing Student	X		
Recreation / Milieu Therapist			
Intern / Resident			
Other	X		

The list of caregivers in these boxes were provided to all hospitals.



PatientCareLink is a joint effort of the [Massachusetts Hospital Association \(MHA\)](#) and the [Organization of Nurse Leaders, MA-RI](#).

[Terms & Conditions](#) | [Sitemap](#)

[About PatientCareLink](#) | [For Patients & Families](#) | [Hospital Data](#) | [Success Stories](#) | [Participant Login](#)

© 2013 PatientCareLink. All rights reserved. Website designed by [Boston Interactive](#)



Glossary of Health Care Terms | Search Keywords...

GO

- About PatientCareLink
- Hospital Data
- Success Stories
- Improving Patient Care
- Workforce
- For Patients & Families

Home » Hospital Data » Staffing Plans & Reports » 2009 Reports » Holy Family Hospital & Medical Center » Holy Family Hospital & Medical Center - Special Care Nursery

Hospital Data

Staffing Plans & Reports

[2013 Plans](#)

[2012 Reports](#)

[2011 Reports](#)

[2010 Reports](#)

[2009 Reports](#)

[2008 Reports](#)

[2007 Reports](#)

[2006 Reports](#)

[FAQ's About Staffing Plans](#)

Performance Measures

Holy Family Hospital & Medical Center - Special Care Nursery

Acute Care
[Special Care Nursery](#)
 Neonate Level II Intermediate Care

Date of Services Reported: FY 2009

Average Number of Patients Per Day:	2.47
-------------------------------------	------

Direct Caregivers	Scheduled Hours	Shift Length	Number of Staff						
			Mon	Tues	Wed	Thurs	Fri	Sat	Sun
Day Shift									
RN	7am-3pm	8.00	2.00	2.00	2.00	2.00	2.00	2.00	2.00
RN	11am-3pm	4.00	1.00	1.00	1.00	1.00	1.00		
Evening Shift									
RN	3pm-11pm	8.00	2.00	2.00	2.00	2.00	2.00	2.00	2.00
RN	3pm-7pm	4.00	1.00	1.00	1.00	1.00	1.00		
Night Shift									
RN	11pm-7am	8.00	2.00	2.00	2.00	2.00	2.00	2.00	2.00

Plan / Budgeted Direct WHPPD (Worked Hours Per Patient Day)	21.68
Actual Worked Hours Per Patient Day	17.35
% Difference	-19.96%
Click here for more information	

Additional Care Team Members			
Click here for Care Team Member definitions			
Skills	Shift Coverage		
	Day	Evening	Night
Unit Nurse Management	X		
Staff Educator	X		
Clinical Nurse Specialist			
Unit Clerical Support			
1:1 Patient Observer			
Admissions Nurse			
Patient Transport Team			
IV Therapy Team / Line Access			
Monitor Technician			
Rapid Response Team			
Respiratory Therapy Support			
Nutritionist			
Rehab Activities (OT, PT, Speech)			

Additional Unit Information:

Other Team Members:

INTERPERTERS

Clinical Pharmacist	X	X	X
Licensed Social Services / Case Management	X		
Spiritual Services	X	X	X
Hospitalist / NP / PA			
Intensivist / Neonatologist	X		
Nursing Student			
Recreation / Milieu Therapist			
Intern / Resident			
Other	X	X	X

The list of caregivers in these boxes were provided to all hospitals.



PatientCareLink is a joint effort of the [Massachusetts Hospital Association \(MHA\)](#) and the [Organization of Nurse Leaders, MA-RI](#).

[Terms & Conditions](#) | [Sitemap](#)

[About PatientCareLink](#) | [For Patients & Families](#) | [Hospital Data](#) | [Success Stories](#) | [Participant Login](#)

© 2013 PatientCareLink. All rights reserved. Website designed by [Boston Interactive](#)



Glossary of Health Care Terms | Search Keywords...



- About PatientCareLink
- Hospital Data
- Success Stories
- Improving Patient Care
- Workforce
- For Patients & Families

Home » Hospital Data » Staffing Plans & Reports » 2009 Reports » Holy Family Hospital & Medical Center » Holy Family Hospital & Medical Center - St. Anne's

Hospital Data

Staffing Plans & Reports

- [2013 Plans](#)
- [2012 Reports](#)
- [2011 Reports](#)
- [2010 Reports](#)
- [2009 Reports](#)
- [2008 Reports](#)
- [2007 Reports](#)
- [2006 Reports](#)
- [FAQ's About Staffing Plans](#)

Performance Measures

Holy Family Hospital & Medical Center - St. Anne's

Acute Care
[St. Anne's](#)
 Adult Medical

Date of Services Reported: FY 2009

Average Number of Patients Per Day:	19.55
-------------------------------------	-------

Direct Caregivers	Scheduled Hours	Shift Length	Number of Staff						
			Mon	Tues	Wed	Thurs	Fri	Sat	Sun
Day Shift									
RN	7am-3pm	8.00	4.00	4.00	4.00	4.00	4.00	4.00	4.00
Unlicensed Assistive Personnel	7am-3pm	8.00	3.00	3.00	3.00	3.00	3.00	3.00	3.00

Evening Shift									
RN	3pm-11pm	8.00	3.00	3.00	3.00	3.00	3.00	3.00	3.00
Unlicensed Assistive Personnel	3pm-11pm	8.00	2.00	2.00	2.00	2.00	2.00	2.00	2.00

Night Shift									
RN	11pm-7am	8.00	3.00	3.00	3.00	3.00	3.00	3.00	3.00
Unlicensed Assistive Personnel	11pm-7am	8.00	1.00	1.00	1.00	1.00	1.00	1.00	1.00

Plan / Budgeted Direct WHPPD (Worked Hours Per Patient Day)	6.53
Actual Worked Hours Per Patient Day	7.22
% Difference	10.63%
Click here for more information	

Additional Care Team Members			
Click here for Care Team Member definitions			
Skills	Shift Coverage		
	Day	Evening	Night
Unit Nurse Management	X		
Staff Educator	X		
Clinical Nurse Specialist			
Unit Clerical Support	X	X	
1:1 Patient Observer	X	X	X
Admissions Nurse			
Patient Transport Team	X	X	
IV Therapy Team / Line Access			
Monitor Technician			
Rapid Response Team	X	X	X
Respiratory Therapy Support	X	X	X
Nutritionist	X		
Rehab Activities (OT, PT, Speech)	X		

Additional Unit Information:

Other Team Members:

INTERPERTERS

Clinical Pharmacist	X	X	X
Licensed Social Services / Case Management	X		
Spiritual Services	X	X	X
Hospitalist / NP / PA	X	X	X
Intensivist / Neonatologist			
Nursing Student	X		
Recreation / Milieu Therapist			
Intern / Resident			
Other	X		

The list of caregivers in these boxes were provided to all hospitals.



PatientCareLink is a joint effort of the [Massachusetts Hospital Association \(MHA\)](#) and the [Organization of Nurse Leaders, MA-RI](#).

[Terms & Conditions](#) | [Sitemap](#)

[About PatientCareLink](#) | [For Patients & Families](#) | [Hospital Data](#) | [Success Stories](#) | [Participant Login](#)

© 2013 PatientCareLink. All rights reserved. Website designed by [Boston Interactive](#)



Glossary of Health Care Terms | Search Keywords...



- About PatientCareLink
- Hospital Data
- Success Stories
- Improving Patient Care
- Workforce
- For Patients & Families

Home -> Hospital Data -> Staffing Plans & Reports -> 2009 Reports -> Holy Family Hospital & Medical Center -> Holy Family Hospital & Medical Center - St. Dymphna's

Hospital Data

Staffing Plans & Reports

[2013 Plans](#)

[2012 Reports](#)

[2011 Reports](#)

[2010 Reports](#)

[2009 Reports](#)

[2008 Reports](#)

[2007 Reports](#)

[2006 Reports](#)

[FAQ's About Staffing Plans](#)

Performance Measures

Holy Family Hospital & Medical Center - St. Dymphna's

Acute Care
[St. Dymphna's](#)
 Behavioral Health

Date of Services Reported: FY 2009

Average Number of Patients Per Day:	17.44
-------------------------------------	-------

Direct Caregivers	Scheduled Hours	Shift Length	Number of Staff						
			Day Shift						
			Mon	Tues	Wed	Thurs	Fri	Sat	Sun
RN Mental Health Counselor	7am-3pm	8.00	4.00	4.00	4.00	4.00	4.00	4.00	4.00
	7am-3pm	8.00	2.00	2.00	2.00	2.00	2.00	2.00	2.00
RN Mental Health Counselor	3pm-11pm	8.00	3.00	3.00	3.00	3.00	3.00	3.00	3.00
	3pm-11pm	8.00	2.00	2.00	2.00	2.00	2.00	2.00	2.00
RN Mental Health Counselor	11pm-7am	8.00	2.00	2.00	2.00	2.00	2.00	2.00	2.00
	11pm-7am	8.00	2.00	2.00	2.00	2.00	2.00	2.00	2.00

Plan / Budgeted Direct WHPPD (Worked Hours Per Patient Day)	6.86
Actual Worked Hours Per Patient Day	7.09
% Difference	3.29%

Additional Care Team Members			
Click here for Care Team Member definitions			
Skills	Shift Coverage		
	Day	Evening	Night
Unit Nurse Management	X		
Staff Educator	X		
Clinical Nurse Specialist			
Unit Clerical Support	X		
1:1 Patient Observer	X	X	X
Admissions Nurse			
Patient Transport Team			
IV Therapy Team / Line Access			
Monitor Technician			
Rapid Response Team	X	X	X
Respiratory Therapy Support	X	X	X
Nutritionist	X		
Rehab Activities (OT, PT, Speech)	X		
Clinical Pharmacist	X	X	X

Additional Unit Information:

Other Team Members:
 PHYSICIAN TRIST CERTIFIED ALCOHOL & DRUG ABUSE
 COUNSELOR CLINICAL LEADER-RN INTERPERTERS

Licensed Social Services / Case Management	X		
Spiritual Services	X	X	X
Hospitalist / NP / PA	X	X	X
Intensivist / Neonatologist			
Nursing Student	X		
Recreation / Milieu Therapist			
Intern / Resident			
Other	X		

The list of caregivers in these boxes were provided to all hospitals.



PatientCareLink is a joint effort of the [Massachusetts Hospital Association \(MHA\)](#) and the [Organization of Nurse Leaders, MA-RJ](#).

[Terms & Conditions](#) | [Sitemap](#)

[About PatientCareLink](#) | [For Patients & Families](#) | [Hospital Data](#) | [Success Stories](#) | [Participant Login](#)

© 2013 PatientCareLink. All rights reserved. Website designed by [Boston Interactive](#)



- About PatientCareLink
- Hospital Data
- Success Stories
- Improving Patient Care
- Workforce
- For Patients & Families

[Home](#) » [Hospital Data](#) » [Staffing Plans & Reports](#) » [2009 Reports](#) » [Holy Family Hospital & Medical Center](#) » Holy Family Hospital & Medical Center - St. Mary's

Hospital Data

Staffing Plans & Reports

[2013 Plans](#)

[2012 Reports](#)

[2011 Reports](#)

[2010 Reports](#)

[2009 Reports](#)

[2008 Reports](#)

[2007 Reports](#)

[2006 Reports](#)

[FAQs About Staffing Plans](#)

Performance Measures

Holy Family Hospital & Medical Center - St. Mary's

Acute Care

[St. Mary's](#)

Adult Surgical - Orthopedic

Date of Services Reported: FY 2009

Average Number of Patients Per Day:	19.00
-------------------------------------	-------

Direct Caregivers	Scheduled Hours	Shift Length	Number of Staff						
			Mon	Tues	Wed	Thurs	Fri	Sat	Sun
Day Shift									
RN	7am-3pm	8.00	4.00	4.00	4.00	4.00	4.00	4.00	4.00
Unlicensed Assistive Personnel	7am-3pm	8.00	3.00	3.00	3.00	3.00	3.00	3.00	3.00

Evening Shift									
RN	3pm-11pm	8.00	3.00	3.00	3.00	3.00	3.00	3.00	3.00
RN	3pm-7pm	4.00	1.00	1.00	1.00	1.00	1.00	1.00	1.00
Unlicensed Assistive Personnel	3pm-11pm	8.00	2.00	2.00	2.00	2.00	2.00	2.00	2.00
Unlicensed Assistive Personnel	7pm-11pm	4.00	1.00	1.00	1.00	1.00	1.00	1.00	1.00

Night Shift									
RN	11pm-7am	8.00	3.00	3.00	3.00	3.00	3.00	3.00	3.00
Unlicensed Assistive Personnel	11pm-7am	8.00	1.00	1.00	1.00	1.00	1.00	1.00	1.00

Plan / Budgeted Direct WHPPD (Worked Hours Per Patient Day)	7.14
Actual Worked Hours Per Patient Day	8.18
% Difference	14.56%
Click here for more information	

Additional Care Team Members			
Click here for Care Team Member definitions			
Skills	Shift Coverage		
	Day	Evening	Night
Unit Nurse Management	X		
Staff Educator	X		
Clinical Nurse Specialist			
Unit Clerical Support	X	X	
1:1 Patient Observer	X	X	X
Admissions Nurse			
Patient Transport Team	X	X	
IV Therapy Team / Line Access			
Monitor Technician			
Rapid Response Team	X	X	X
Respiratory Therapy Support	X	X	X

Additional Unit Information:

Other Team Members:

INTERPERTERS

Nutritionist	X		
Rehab Activities (OT, PT, Speech)	X		
Clinical Pharmacist	X	X	X
Licensed Social Services / Case Management	X		
Spiritual Services	X	X	X
Hospitalist / NP / PA	X	X	X
Intensivist / Neonatologist			
Nursing Student	X		
Recreation / Milieu Therapist			
Intern / Resident			
Other	X		

The list of caregivers in these boxes were provided to all hospitals.



PatientCareLink is a joint effort of the [Massachusetts Hospital Association \(MHA\)](#) and the [Organization of Nurse Leaders, MA-RI](#).

[Terms & Conditions](#) | [Sitemap](#)

[About PatientCareLink](#) | [For Patients & Families](#) | [Hospital Data](#) | [Success Stories](#) | [Participant Login](#)

© 2013 PatientCareLink. All rights reserved. Website designed by [Boston Interactive](#)



Glossary of Health Care Terms | Search Keywords...



- About PatientCareLink
- Hospital Data
- Success Stories
- Improving Patient Care
- Workforce
- For Patients & Families

Home » [Hospital Data](#) » [Staffing Plans & Reports](#) » [2009 Reports](#) » [Holy Family Hospital & Medical Center](#) » Holy Family Hospital & Medical Center - St. Michael's

Hospital Data

Staffing Plans & Reports

- [2013 Plans](#)
- [2012 Reports](#)
- [2011 Reports](#)
- [2010 Reports](#)
- [2009 Reports](#)
- [2008 Reports](#)
- [2007 Reports](#)
- [2006 Reports](#)
- [FAQ's About Staffing Plans](#)

Performance Measures

Holy Family Hospital & Medical Center - St. Michael's

Acute Care
[St. Michael's](#)
 Behavioral Health

Date of Services Reported: **FY 2009**

Average Number of Patients Per Day:	20.56
-------------------------------------	-------

Direct Caregivers	Scheduled Hours	Shift Length	Number of Staff						
			Mon	Tues	Wed	Thurs	Fri	Sat	Sun
Day Shift									
RN	7am-3pm	8.00	4.00	4.00	4.00	4.00	4.00	4.00	4.00
Mental Health Counselor	7am-3pm	8.00	3.00	3.00	3.00	3.00	3.00	3.00	3.00
Evening Shift									
RN	3pm-11pm	8.00	4.00	4.00	4.00	4.00	4.00	4.00	4.00
Mental Health Counselor	3pm-11pm	8.00	3.00	3.00	3.00	3.00	3.00	3.00	3.00
Night Shift									
RN	11pm-7am	8.00	2.00	2.00	2.00	2.00	2.00	2.00	2.00
Mental Health Counselor	11pm-7am	8.00	2.00	2.00	2.00	2.00	2.00	2.00	2.00

Plan / Budgeted Direct WHPPD (Worked Hours Per Patient Day)	6.98
Actual Worked Hours Per Patient Day	7.30
% Difference	4.55%

Additional Care Team Members			
Skills	Shift Coverage		
	Day	Evening	Night
Unit Nurse Management	X		
Staff Educator	X		
Clinical Nurse Specialist			
Unit Clerical Support	X		
1:1 Patient Observer	X	X	X
Admissions Nurse			
Patient Transport Team			
IV Therapy Team / Line Access			
Monitor Technician			
Rapid Response Team	X	X	X
Respiratory Therapy Support	X	X	X
Nutritionist	X		
Rehab Activities (OT, PT, Speech)	X		
Clinical Pharmacist	X	X	X

Additional Unit Information:

Other Team Members:
 PHYSICIATRISTS CERTIFIED DRUG & ALCOHOL ABUSE
 COUNCELOR CLINICAL LEADER- RN INTERPERTERS

Licensed Social Services / Case Management	X		
Spiritual Services	X	X	X
Hospitalist / NP / PA	X	X	X
Intensivist / Neonatologist			
Nursing Student	X		
Recreation / Milieu Therapist			
Intern / Resident			
Other	X		

The list of caregivers in these boxes were provided to all hospitals.



PatientCareLink is a joint effort of the [Massachusetts Hospital Association \(MHA\)](#) and the [Organization of Nurse Leaders, MA-RI](#).

[Terms & Conditions](#) | [Sitemap](#)

[About PatientCareLink](#) | [For Patients & Families](#) | [Hospital Data](#) | [Success Stories](#) | [Participant Login](#)

© 2013 PatientCareLink. All rights reserved. Website designed by [Boston Interactive](#)



Glossary of Health Care Terms | Search Keywords...



- About PatientCareLink
- Hospital Data
- Success Stories
- Improving Patient Care
- Workforce
- For Patients & Families

[Home](#) » [Hospital Data](#) » [Staffing Plans & Reports](#) » [2009 Reports](#) » [Holy Family Hospital & Medical Center](#) » Holy Family Hospital & Medical Center - St. Camillus

Hospital Data

Staffing Plans & Reports

[2013 Plans](#)

[2012 Reports](#)

[2011 Reports](#)

[2010 Reports](#)

[2009 Reports](#)

[2008 Reports](#)

[2007 Reports](#)

[2006 Reports](#)

[FAQ's About Staffing Plans](#)

Performance Measures

Holy Family Hospital & Medical Center - St. Camillus

Acute Care
[St. Camillus](#)
 Adult Medical - Cardiac

Date of Services Reported: FY 2009

Average Number of Patients Per Day:	31.17
-------------------------------------	-------

Direct Caregivers	Scheduled Hours	Shift Length	Number of Staff							
			Mon	Tues	Wed	Thurs	Fri	Sat	Sun	
Day Shift										
RN	7am-3pm	8.00	6.00	6.00	6.00	6.00	6.00	6.00	6.00	6.00
Unticensored Assistive Personnel	7am-3pm	8.00	4.00	4.00	4.00	4.00	4.00	4.00	4.00	4.00
Other	7am-3pm	8.00	1.00	1.00	1.00	1.00	1.00			
Evening Shift										
RN	3pm-11pm	8.00	6.00	6.00	6.00	6.00	6.00	6.00	6.00	6.00
Unticensored Assistive Personnel	3pm-11pm	8.00	4.00	4.00	4.00	4.00	4.00	4.00	4.00	4.00
Night Shift										
RN	11pm-7am	8.00	6.00	6.00	6.00	6.00	6.00	6.00	6.00	6.00
Unticensored Assistive Personnel	11pm-7am	8.00	3.00	3.00	3.00	3.00	3.00	3.00	3.00	3.00

Plan / Budgeted Direct WHPPD (Worked Hours Per Patient Day)	7.61
Actual Worked Hours Per Patient Day	8.69
% Difference	14.28%
Click here for more information	

Additional Care Team Members			
Click here for Care Team Member definitions			
Skills	Shift Coverage		
	Day	Evening	Night
Unit Nurse Management	X		
Staff Educator	X		
Clinical Nurse Specialist			
Unit Clerical Support	X	X	
1:1 Patient Observer	X	X	X
Admissions Nurse			
Patient Transport Team	X	X	
IV Therapy Team / Line Access			
Monitor Technician			
Rapid Response Team	X	X	X
Respiratory Therapy Support	X	X	X
Nutritionist	X		

Additional Unit Information:

Other Team Members:

INTERPERTERS OTHER IN STAFFING PLAN IS THE RN CLINICAL LEADER

Rehab Activities (OT, PT, Speech)	X		
Clinical Pharmacist	X	X	X
Licensed Social Services / Case Management	X		
Spiritual Services	X	X	X
Hospitalist / NP / PA	X	X	X
Intensivist / Neonatologist			
Nursing Student	X		
Recreation / Milieu Therapist			
Intern / Resident			
Other	X		

The list of caregivers in these boxes were provided to all hospitals.



PatientCareLink is a joint effort of the [Massachusetts Hospital Association \(MHA\)](#) and the [Organization of Nurse Leaders, MA-RI](#).

[Terms & Conditions](#) | [Sitemap](#)

[About PatientCareLink](#) | [For Patients & Families](#) | [Hospital Data](#) | [Success Stories](#) | [Participant Login](#)

© 2013 PatientCareLink. All rights reserved. Website designed by [Boston Interactive](#)



Glossary of Health Care Terms | Search Keywords...



- About PatientCareLink
- Hospital Data
- Success Stories
- Improving Patient Care
- Workforce
- For Patients & Families

[Home](#) » [Hospital Data](#) » [Staffing Plans & Reports](#) » [2009 Reports](#) » [Holy Family Hospital & Medical Center](#) » Holy Family Hospital & Medical Center - TCU

Hospital Data

Staffing Plans & Reports

[2013 Plans](#)

[2012 Reports](#)

[2011 Reports](#)

[2010 Reports](#)

[2009 Reports](#)

[2008 Reports](#)

[2007 Reports](#)

[2006 Reports](#)

[FAQ's About Staffing Plans](#)

Performance Measures

Holy Family Hospital & Medical Center - TCU

Acute Care
 TCU
 Adult Rehabilitation

Date of Services Reported: FY 2009

Average Number of Patients Per Day:	15.70
-------------------------------------	-------

Direct Caregivers	Scheduled Hours	Shift Length	Number of Staff						
			Mon	Tues	Wed	Thurs	Fri	Sat	Sun
Day Shift									
RN	7am-3pm	8.00	2.00	2.00	2.00	2.00	2.00	2.00	2.00
Unlicensed Assistive Personnel	7am-3pm	8.00	2.00	2.00	2.00	2.00	2.00	2.00	2.00
Evening Shift									
RN	3pm-11pm	8.00	2.00	2.00	2.00	2.00	2.00	2.00	2.00
Unlicensed Assistive Personnel	3pm-11pm	8.00	1.00	1.00	1.00	1.00	1.00	1.00	1.00
Night Shift									
RN	11pm-7am	8.00	2.00	2.00	2.00	2.00	2.00	2.00	2.00
Unlicensed Assistive Personnel	11pm-7am	8.00	1.00	1.00	1.00	1.00	1.00	1.00	1.00

Plan / Budgeted Direct WHPPD (Worked Hours Per Patient Day)	5.08
Actual Worked Hours Per Patient Day	6.05
% Difference	19.03%
Click here for more information	

Additional Care Team Members			
Click here for Care Team Member definitions			
Skills	Shift Coverage		
	Day	Evening	Night
Unit Nurse Management	X		
Staff Educator	X		
Clinical Nurse Specialist			
Unit Clerical Support	X	X	
1:1 Patient Observer	X	X	X
Admissions Nurse			
Patient Transport Team	X	X	
IV Therapy Team / Line Access			
Monitor Technician			
Rapid Response Team	X	X	X
Respiratory Therapy Support	X	X	X
Nutritionist	X		
Rehab Activities (OT, PT, Speech)	X		

Additional Unit Information:

Other Team Members:

INTERPERTERS ACTIVITIES COORDINATOR

Clinical Pharmacist	X	X	X
Licensed Social Services / Case Management	X		
Spiritual Services	X	X	X
Hospitalist / NP / PA	X	X	X
Intensivist / Neonatologist			
Nursing Student	X		
Recreation / Milieu Therapist			
Intern / Resident			
Other	X		

The list of caregivers in these boxes were provided to all hospitals.



PatientCareLink is a joint effort of the [Massachusetts Hospital Association \(MHA\)](#) and the [Organization of Nurse Leaders, MA-RI](#).

[Terms & Conditions](#) | [Sitemap](#)

[About PatientCareLink](#) | [For Patients & Families](#) | [Hospital Data](#) | [Success Stories](#) | [Participant Login](#)

© 2013 PatientCareLink. All rights reserved. Website designed by [Boston Interactive](#)



Glossary of Health Care Terms | Search Keywords...



- About PatientCareLink
- Hospital Data
- Success Stories
- Improving Patient Care
- Workforce
- For Patients & Families

Home -> Hospital Data -> Staffing Plans & Reports -> 2008 Reports -> Holy Family Hospital & Medical Center -> Holy Family Hospital & Medical Center - ICU/CCU

Hospital Data

Staffing Plans & Reports

[2013 Plans](#)

[2012 Reports](#)

[2011 Reports](#)

[2010 Reports](#)

[2009 Reports](#)

[2008 Reports](#)

[2007 Reports](#)

[2006 Reports](#)

[FAQs About Staffing Plans](#)

Performance Measures

Holy Family Hospital & Medical Center - ICU/CCU

Acute Care

[ICU/CCU](#)

Adult Critical Care - Medical / Surgical Combined

Date of Services Reported: FY 2008

Average Number of Patients Per Day:	9.07
-------------------------------------	------

Direct Caregivers	Scheduled Hours	Shift Length	Number of Staff						
			Mon	Tues	Wed	Thurs	Fri	Sat	Sun
Day Shift									
RN	7am-3pm	8.00	5.00	5.00	5.00	5.00	5.00	5.00	5.00
Unlicensed Assistive Personnel	7am-3pm	8.00	1.00	1.00	1.00	1.00	1.00	1.00	1.00
Evening Shift									
RN	3pm-11pm	8.00	5.00	5.00	5.00	5.00	5.00	5.00	5.00
Unlicensed Assistive Personnel	3pm-11pm	8.00	1.00	1.00	1.00	1.00	1.00	1.00	1.00
Night Shift									
RN	11pm-7am	8.00	5.00	5.00	5.00	5.00	5.00	5.00	5.00

Plan / Budgeted Direct WHPPD (Worked Hours Per Patient Day)	14.91
Actual Worked Hours Per Patient Day	16.47
% Difference	10.43%
Click here for more information	

Additional Care Team Members			
Click here for Care Team Member definitions			
Skills	Shift Coverage		
	Day	Evening	Night
Unit Nurse Management	X		
Staff Educator	X		
Clinical Nurse Specialist			
Unit Clerical Support	X	X	
1:1 Patient Observer	X	X	X
Admissions Nurse			
Patient Transport Team	X	X	
IV Therapy Team / Line Access			
Monitor Technician			
Rapid Response Team	X	X	X
Respiratory Therapy Support	X	X	X
Nutritionist	X		
Rehab Activities (OT, PT, Speech)	X		
Clinical Pharmacist	X	X	X

Additional Unit Information:

Other Team Members:

INTERPRETERS

Licensed Social Services / Case Management	X		
Spiritual Services	X		
Hospitalist / NP / PA	X	X	X
Intensivist / Neonatologist			
Nursing Student	X		
Recreation / Milieu Therapist			
Intern / Resident			
Other	X		

The list of caregivers in these boxes were provided to all hospitals.



PatientCareLink is a joint effort of the [Massachusetts Hospital Association \(MHA\)](#) and the [Organization of Nurse Leaders, MA-RI](#).

[Terms & Conditions](#) | [Sitemap](#)

[About PatientCareLink](#) | [For Patients & Families](#) | [Hospital Data](#) | [Success Stories](#) | [Participant Login](#)

© 2013 PatientCareLink. All rights reserved. Website designed by [Boston Interactive](#)



- About PatientCareLink
- Hospital Data
- Success Stories
- Improving Patient Care
- Workforce
- For Patients & Families

[Home](#) - [Hospital Data](#) » [Staffing Plans & Reports](#) » [2008 Reports](#) » [Holy Family Hospital & Medical Center](#) - Holy Family Hospital & Medical Center - Russell Hall

Hospital Data

Staffing Plans & Reports

[2013 Plans](#)

[2012 Reports](#)

[2011 Reports](#)

[2010 Reports](#)

[2009 Reports](#)

[2008 Reports](#)

[2007 Reports](#)

[2006 Reports](#)

[FAQs About Staffing Plans](#)

Performance Measures

Holy Family Hospital & Medical Center - Russell Hall

Acute Care
[Russell Hall](#)
 Adult Medical - Oncology

Date of Services Reported: FY 2008

Average Number of Patients Per Day:	12.45
-------------------------------------	-------

Direct Caregivers	Scheduled Hours	Shift Length	Number of Staff							
			Mon	Tues	Wed	Thurs	Fri	Sat	Sun	
Day Shift										
RN	7am-3pm	8.00	3.00	3.00	3.00	3.00	3.00	3.00	3.00	3.00
Unlicensed Assistive Personnel	7am-3pm	8.00	1.00	1.00	1.00	1.00	1.00	1.00	1.00	1.00

Evening Shift										
RN	3pm-11pm	8.00	3.00	3.00	3.00	3.00	3.00	3.00	3.00	3.00
Unlicensed Assistive Personnel	3pm-11pm	8.00	1.00	1.00	1.00	1.00	1.00	1.00	1.00	1.00

Night Shift										
RN	11pm-7am	8.00	3.00	3.00	3.00	3.00	3.00	3.00	3.00	3.00

Plan / Budgeted Direct WHPPD (Worked Hours Per Patient Day)	7.03
Actual Worked Hours Per Patient Day	7.54
% Difference	7.24%
Click here for more information	

Additional Care Team Members			
Click here for Care Team Member definitions			
Skills	Shift Coverage		
	Day	Evening	Night
Unit Nurse Management	X		
Staff Educator	X		
Clinical Nurse Specialist			
Unit Clerical Support	X	X	
1:1 Patient Observer	X	X	X
Admissions Nurse			
Patient Transport Team	X	X	
IV Therapy Team / Line Access			
Monitor Technician			
Rapid Response Team	X	X	X
Respiratory Therapy Support	X	X	X
Nutritionist	X		
Rehab Activities (OT, PT, Speech)	X		
Clinical Pharmacist	X	X	X

Additional Unit Information:

Other Team Members:
 INTERPRETERS

Licensed Social Services / Case Management	X		
Spiritual Services	X		
Hospitalist / NP / PA	X	X	X
Intensivist / Neonatologist			
Nursing Student	X		
Recreation / Milieu Therapist			
Intern / Resident			
Other	X		

The list of caregivers in these boxes were provided to all hospitals.



PatientCareLink is a joint effort of the [Massachusetts Hospital Association \(MHA\)](#) and the [Organization of Nurse Leaders, MA-RI](#).

[Terms & Conditions](#) | [Sitemap](#)

[About PatientCareLink](#) | [For Patients & Families](#) | [Hospital Data](#) | [Success Stories](#) | [Participant Login](#)

© 2013 PatientCareLink. All rights reserved. Website designed by [Boston Interactive](#)



Glossary of Health Care Terms | Search Keywords...



- About PatientCareLink
- Hospital Data
- Success Stories
- Improving Patient Care
- Workforce
- For Patients & Families

Home - Hospital Data - Staffing Plans & Reports - 2008 Reports - Holy Family Hospital & Medical Center - Holy Family Hospital & Medical Center - Special Care Nursery

Hospital Data

Staffing Plans & Reportsa

- [2013 Plans](#)
- [2012 Reports](#)
- [2011 Reports](#)
- [2010 Reports](#)
- [2009 Reports](#)
- [2008 Reports](#)
- [2007 Reports](#)
- [2006 Reports](#)
- [FAQ's About Staffing Plans](#)

Performance Measures

Holy Family Hospital & Medical Center - Special Care Nursery

Acute Care
[Special Care Nursery](#)
 Neonate Level II Intermediate Care

Date of Services Reported: FY 2008

Average Number of Patients Per Day:	2.85
-------------------------------------	------

Direct Caregivers		Scheduled Hours	Shift Length	Number of Staff						
				Mon	Tues	Wed	Thurs	Fri	Sat	Sun
Day Shift										
RN	7am-3pm	8.00		2.00	2.00	2.00	2.00	2.00	2.00	2.00
RN	11am-3pm	4.00		1.00	1.00	1.00	1.00	1.00	1.00	1.00
Evening Shift										
RN	3pm-11pm	8.00		2.00	2.00	2.00	2.00	2.00	2.00	2.00
RN	3pm-7pm	4.00		1.00	1.00	1.00	1.00	1.00	1.00	1.00
Night Shift										
RN	11pm-7am	8.00		2.00	2.00	2.00	2.00	2.00	2.00	2.00

Plan / Budgeted Direct WHPPD (Worked Hours Per Patient Day)	19.56
Actual Worked Hours Per Patient Day	18.83
% Difference	-3.75%

Additional Care Team Members			
Click here for Care Team Member definitions			
Skills	Shift Coverage		
	Day	Evening	Night
Unit Nurse Management	X		
Staff Educator	X		
Clinical Nurse Specialist			
Unit Clerical Support			
1:1 Patient Observer			
Admissions Nurse			
Patient Transport Team			
IV Therapy Team / Line Access			
Monitor Technician			
Rapid Response Team			
Respiratory Therapy Support			
Nutritionist			
Rehab Activities (OT, PT, Speech)			
Clinical Pharmacist	X	X	X

Additional Unit Information:

Other Team Members:

Interpreters

Licensed Social Services / Case Management	X		
Spiritual Services	X		
Hospitalist / NP / PA			
Intensivist / Neonatologist	X		
Nursing Student			
Recreation / Milieu Therapist			
Intern / Resident			
Other	X	X	X

The list of caregivers in these boxes were provided to all hospitals.



PatientCareLink is a joint effort of the [Massachusetts Hospital Association \(MHA\)](#) and the [Organization of Nurse Leaders, MA-RI](#).

[Terms & Conditions](#) | [Sitemap](#)

[About PatientCareLink](#) | [For Patients & Families](#) | [Hospital Data](#) | [Success Stories](#) | [Participant Login](#)

© 2013 PatientCareLink. All rights reserved. Website designed by [Boston Interactive](#)



Glossary of Health Care Terms | Search Keywords...



- About PatientCareLink
- Hospital Data
- Success Stories
- Improving Patient Care
- Workforce
- For Patients & Families

Home » Hospital Data » Staffing Plans & Reports » 2008 Reports » Holy Family Hospital & Medical Center » Holy Family Hospital & Medical Center - St. Anne's

Hospital Data

Staffing Plans & Reports

- [2013 Plans](#)
- [2012 Reports](#)
- [2011 Reports](#)
- [2010 Reports](#)
- [2009 Reports](#)
- [2008 Reports](#)
- [2007 Reports](#)
- [2006 Reports](#)
- [FAQ's About Staffing Plans](#)

Performance Measures

Holy Family Hospital & Medical Center - St. Anne's

Acute Care
St. Anne's
 Adult Medical

Date of Services Reported: FY 2008

Average Number of Patients Per Day:	13.77
-------------------------------------	-------

Direct Caregivers	Scheduled Hours	Shift Length	Number of Staff						
			Mon	Tues	Wed	Thurs	Fri	Sat	Sun
Day Shift									
RN	7am-3pm	8.00	3.00	3.00	3.00	3.00	3.00	3.00	3.00
Unlicensed Assistive Personnel	7am-3pm	8.00	1.00	1.00	1.00	1.00	1.00	1.00	1.00

Evening Shift									
RN	3pm-11pm	8.00	3.00	3.00	3.00	3.00	3.00	3.00	3.00
Unlicensed Assistive Personnel	3pm-11pm	8.00	1.00	1.00	1.00	1.00	1.00	1.00	1.00

Night Shift									
RN	11pm-7am	8.00	3.00	3.00	3.00	3.00	3.00	3.00	3.00
Unlicensed Assistive Personnel	11pm-7am	8.00	1.00	1.00	1.00	1.00	1.00	1.00	1.00

Plan / Budgeted Direct WHPPD (Worked Hours Per Patient Day)	6.94
Actual Worked Hours Per Patient Day	7.31
% Difference	5.34%
Click here for more information	

Additional Care Team Members			
Click here for Care Team Member definitions			
Skills	Shift Coverage		
	Day	Evening	Night
Unit Nurse Management	X		
Staff Educator	X		
Clinical Nurse Specialist			
Unit Clerical Support	X	X	
1:1 Patient Observer	X	X	X
Admissions Nurse			
Patient Transport Team	X	X	
IV Therapy Team / Line Access			
Monitor Technician			
Rapid Response Team	X	X	X
Respiratory Therapy Support	X	X	X
Nutritionist	X		
Rehab Activities (OT, PT, Speech)	X		

Additional Unit Information:

Other Team Members:

INTERPRETERS

Clinical Pharmacist	X	X	X
Licensed Social Services / Case Management	X		
Spiritual Services	X		
Hospitalist / NP / PA	X	X	X
Intensivist / Neonatologist			
Nursing Student	X		
Recreation / Milieu Therapist			
Intern / Resident			
Other	X	X	X

The list of caregivers in these boxes were provided to all hospitals.



PatientCareLink is a joint effort of the [Massachusetts Hospital Association \(MHA\)](#) and the [Organization of Nurse Leaders, MA-RI](#).

[Terms & Conditions](#) | [Sitemap](#)

[About PatientCareLink](#) | [For Patients & Families](#) | [Hospital Data](#) | [Success Stories](#) | [Participant Login](#)

© 2013 PatientCareLink. All rights reserved. Website designed by [Boston Interactive](#)



Glossary of Health Care Terms | Search Keywords...



- About PatientCareLink
- Hospital Data
- Success Stories
- Improving Patient Care
- Workforce
- For Patients & Families

[Home](#) » [Hospital Data](#) » [Staffing Plans & Reports](#) » [2008 Reports](#) » [Holy Family Hospital & Medical Center](#) » Holy Family Hospital & Medical Center - St. Dymphna's

Hospital Data

Staffing Plans & Reports

[2013 Plans](#)

[2012 Reports](#)

[2011 Reports](#)

[2010 Reports](#)

[2009 Reports](#)

[2008 Reports](#)

[2007 Reports](#)

[2006 Reports](#)

[FAQ's About Staffing Plans](#)

Performance Measures

Holy Family Hospital & Medical Center - St. Dymphna's

Acute Care
[St. Dymphna's](#)
 Behavioral Health

Date of Services Reported: FY 2008

Average Number of Patients Per Day:	18.42
-------------------------------------	-------

Direct Caregivers	Scheduled Hours	Shift Length	Number of Staff						
			Mon	Tues	Wed	Thurs	Fri	Sat	Sun
Day Shift									
RN	7am-3pm	8.00	4.00	4.00	4.00	4.00	4.00	4.00	4.00
Mental Health Counselor	7am-3pm	8.00	2.00	2.00	2.00	2.00	2.00	2.00	2.00
Evening Shift									
RN	3pm-11pm	8.00	4.00	4.00	4.00	4.00	4.00	4.00	4.00
Mental Health Counselor	3pm-11pm	8.00	2.00	2.00	2.00	2.00	2.00	2.00	2.00
Night Shift									
RN	11pm-7am	8.00	2.00	2.00	2.00	2.00	2.00	2.00	2.00
Mental Health Counselor	11pm-7am	8.00	2.00	2.00	2.00	2.00	2.00	2.00	2.00

Plan / Budgeted Direct WHPPD (Worked Hours Per Patient Day)	6.91
Actual Worked Hours Per Patient Day	7.54
% Difference	9.12%
Click here for more information	

Additional Care Team Members			
Click here for Care Team Member definitions			
Skills	Shift Coverage		
	Day	Evening	Night
Unit Nurse Management	X		
Staff Educator	X		
Clinical Nurse Specialist			
Unit Clerical Support	X		
1:1 Patient Observer	X	X	X
Admissions Nurse			
Patient Transport Team			
IV Therapy Team / Line Access			
Monitor Technician			
Rapid Response Team	X	X	X
Respiratory Therapy Support	X	X	X
Nutritionist	X		
Rehab Activities (OT, PT, Speech)	X		

Additional Unit Information:

Other Team Members:

PSYCHIATRISTS. CERTIFIED ALCOHOL & DRUG ABUSE COUNSELOR. CLINICAL LEADER- RN. INTERPRETERS.

Clinical Pharmacist	X	X	X
Licensed Social Services / Case Management	X		
Spiritual Services	X		
Hospitalist / NP / PA	X	X	X
Intensivist / Neonatologist			
Nursing Student	X		
Recreation / Milieu Therapist			
Intern / Resident			
Other	X		

The list of caregivers in these boxes were provided to all hospitals.



PatientCareLink is a joint effort of the [Massachusetts Hospital Association \(MHA\)](#) and the [Organization of Nurse Leaders, MA-RI](#).

[Terms & Conditions](#) | [Sitemap](#)

[About PatientCareLink](#) | [For Patients & Families](#) | [Hospital Data](#) | [Success Stories](#) | [Participant Login](#)

© 2013 PatientCareLink. All rights reserved. Website designed by [Boston Interactive](#)



Glossary of Health Care Terms | Search Keywords...



- About PatientCareLink
- Hospital Data
- Success Stories
- Improving Patient Care
- Workforce
- For Patients & Families

Home » Hospital Data » Staffing Plans & Reports » 2008 Reports » Holy Family Hospital & Medical Center » Holy Family Hospital & Medical Center - St. Mary's

Hospital Data

Staffing Plans & Reports

[2013 Plans](#)

[2012 Reports](#)

[2011 Reports](#)

[2010 Reports](#)

[2009 Reports](#)

[2008 Reports](#)

[2007 Reports](#)

[2006 Reports](#)

[FAQ's About Staffing Plans](#)

Performance Measures

Holy Family Hospital & Medical Center - St. Mary's

Acute Care

[St. Mary's](#)

Adult Surgical - Orthopedic

Date of Services Reported: FY 2008

Average Number of Patients Per Day:	13.48
-------------------------------------	-------

Direct Caregivers	Scheduled Hours	Shift Length	Number of Staff							
			Mon	Tues	Wed	Thurs	Fri	Sat	Sun	
Day Shift										
RN	7am-3pm	8.00	3.00	3.00	3.00	3.00	3.00	3.00	3.00	3.00
Unlicensed Assistive Personnel	7am-3pm	8.00	1.00	1.00	1.00	1.00	1.00	1.00	1.00	1.00
Evening Shift										
RN	3pm-11pm	8.00	3.00	3.00	3.00	3.00	3.00	3.00	3.00	3.00
Unlicensed Assistive Personnel	3pm-11pm	8.00	1.00	1.00	1.00	1.00	1.00	1.00	1.00	1.00
Night Shift										
RN	11pm-7am	8.00	3.00	3.00	3.00	3.00	3.00	3.00	3.00	3.00
Unlicensed Assistive Personnel	11pm-7am	8.00	1.00	1.00	1.00	1.00	1.00	1.00	1.00	1.00

Plan / Budgeted Direct WHPPD (Worked Hours Per Patient Day)	7.08
Actual Worked Hours Per Patient Day	7.43
% Difference	4.95%

Additional Care Team Members			
Click here for Care Team Member definitions			
Skills	Shift Coverage		
	Day	Evening	Night
Unit Nurse Management	X		
Staff Educator	X		
Clinical Nurse Specialist			
Unit Clerical Support	X	X	
1:1 Patient Observer	X	X	X
Admissions Nurse			
Patient Transport Team	X	X	
IV Therapy Team / Line Access			
Monitor Technician			
Rapid Response Team	X	X	X
Respiratory Therapy Support	X	X	X
Nutritionist	X		
Rehab Activities (OT, PT, Speech)	X		
Clinical Pharmacist	X	X	X

Additional Unit Information:

Other Team Members:
INTERPRETERS

Licensed Social Services / Case Management	X		
Spiritual Services	X		
Hospitalist / NP / PA	X	X	X
Intensivist / Neonatologist			
Nursing Student	X		
Recreation / Milieu Therapist			
Intern / Resident			
Other	X	X	X

The list of caregivers in these boxes were provided to all hospitals.



PatientCareLink is a joint effort of the [Massachusetts Hospital Association \(MHA\)](#) and the [Organization of Nurse Leaders, MA-RI](#).

[Terms & Conditions](#) | [Sitemap](#)

[About PatientCareLink](#) | [For Patients & Families](#) | [Hospital Data](#) | [Success Stories](#) | [Participant Login](#)

© 2013 PatientCareLink. All rights reserved. Website designed by [Boston Interactive](#)



Glossary of Health Care Terms | Search Keywords...



- About PatientCareLink
- Hospital Data
- Success Stories
- Improving Patient Care
- Workforce
- For Patients & Families

[Home](#) » [Hospital Data](#) » [Staffing Plans & Reports](#) » [2008 Reports](#) » [Holy Family Hospital & Medical Center](#) » Holy Family Hospital & Medical Center - St. Michael's

Hospital Data

Staffing Plans & Reports

- [2013 Plans](#)
- [2012 Reports](#)
- [2011 Reports](#)
- [2010 Reports](#)
- [2009 Reports](#)
- [2008 Reports](#)
- [2007 Reports](#)
- [2006 Reports](#)
- [FAQs About Staffing Plans](#)

Performance Measures

Holy Family Hospital & Medical Center - St. Michael's

Acute Care
[St. Michael's](#)
 Behavioral Health

Date of Services Reported: FY 2008

Average Number of Patients Per Day:	15.03
-------------------------------------	-------

Direct Caregivers	Scheduled Hours	Shift Length	Number of Staff						
			Mon	Tues	Wed	Thurs	Fri	Sat	Sun
Day Shift									
RN	7am-3pm	8.00	3.00	3.00	3.00	3.00	3.00	3.00	3.00
Mental Health Counselor	7am-3pm	8.00	2.00	2.00	2.00	2.00	2.00	2.00	2.00
Evening Shift									
RN	3pm-11pm	8.00	3.00	3.00	3.00	3.00	3.00	3.00	3.00
Mental Health Counselor	3pm-11pm	8.00	2.00	2.00	2.00	2.00	2.00	2.00	2.00
Night Shift									
RN	11pm-7am	8.00	2.00	2.00	2.00	2.00	2.00	2.00	2.00
Mental Health Counselor	11pm-7am	8.00	2.00	2.00	2.00	2.00	2.00	2.00	2.00

Plan / Budgeted Direct WHPPD (Worked Hours Per Patient Day)	7.41
Actual Worked Hours Per Patient Day	7.16
% Difference	-3.39%

Additional Care Team Members			
Click here for Care Team Member definitions			
Skills	Shift Coverage		
	Day	Evening	Night
Unit Nurse Management	X		
Staff Educator	X		
Clinical Nurse Specialist			
Unit Clerical Support	X	X	
1:1 Patient Observer	X	X	X
Admissions Nurse			
Patient Transport Team			
IV Therapy Team / Line Access			
Monitor Technician			
Rapid Response Team	X	X	X
Respiratory Therapy Support	X	X	X
Nutritionist	X		
Rehab Activities (OT, PT, Speech)	X		
Clinical Pharmacist	X	X	X

Additional Unit Information:

Other Team Members:
 PSYCHIATRISTS. CERTIFIED DRUG & ALCOHOL ABUSE COUNSELOR. CLINICAL LEADER - RN. INTERPRETERS.

Licensed Social Services / Case Management	X		
Spiritual Services	X		
Hospitalist / NP / PA	X	X	X
Intensivist / Neonatologist			
Nursing Student	X		
Recreation / Milieu Therapist			
Intern / Resident			
Other	X		

The list of caregivers in these boxes were provided to all hospitals.



PatientCareLink is a joint effort of the [Massachusetts Hospital Association \(MHA\)](#) and the [Organization of Nurse Leaders, MA-RI](#).

[Terms & Conditions](#) | [Sitemap](#)

[About PatientCareLink](#) | [For Patients & Families](#) | [Hospital Data](#) | [Success Stories](#) | [Participant Login](#)

© 2013 PatientCareLink. All rights reserved. Website designed by [Boston Interactive](#)



Glossary of Health Care Terms | Search Keywords...



- About PatientCareLink
- Hospital Data
- Success Stories
- Improving Patient Care
- Workforce
- For Patients & Families

[Home](#) > [Hospital Data](#) > [Staffing Plans & Reports](#) > [2008 Reports](#) > [Holy Family Hospital & Medical Center](#) ~ Holy Family Hospital & Medical Center - St. Camillus

Hospital Data

Staffing Plans & Reports

[2013 Plans](#)

[2012 Reports](#)

[2011 Reports](#)

[2010 Reports](#)

[2009 Reports](#)

[2008 Reports](#)

[2007 Reports](#)

[2006 Reports](#)

[FAQ's About Staffing Plans](#)

Performance Measures

Holy Family Hospital & Medical Center - St. Camillus

Acute Care
[St. Camillus](#)
 Adult Medical - Cardiac

Date of Services Reported: **FY 2008**

Average Number of Patients Per Day:	21.43
-------------------------------------	-------

Direct Caregivers	Scheduled Hours	Shift Length	Number of Staff							
			Mon	Tues	Wed	Thurs	Fri	Sat	Sun	
Day Shift										
RN	7am-3pm	8.00	6.00	6.00	6.00	6.00	6.00	6.00	6.00	6.00
Unlicensed Assistive Personnel	7am-3pm	8.00	3.00	3.00	3.00	3.00	3.00	3.00	3.00	3.00
Other	7am-3pm	8.00	1.00	1.00	1.00	1.00	1.00			
Evening Shift										
RN	3pm-11pm	8.00	5.00	5.00	5.00	5.00	5.00	5.00	5.00	5.00
Unlicensed Assistive Personnel	3pm-11pm	8.00	2.00	2.00	2.00	2.00	2.00	2.00	2.00	2.00
Other	3pm-11pm	8.00	1.00	1.00	1.00	1.00	1.00			
Night Shift										
RN	11pm-7am	8.00	4.00	4.00	4.00	4.00	4.00	4.00	4.00	4.00
Unlicensed Assistive Personnel	11pm-7am	8.00	1.00	1.00	1.00	1.00	1.00	1.00	1.00	1.00

Plan / Budgeted Direct WHPPD (Worked Hours Per Patient Day)	8.33
Actual Worked Hours Per Patient Day	8.71
% Difference	4.57%

Additional Care Team Members			
Click here for Care Team Member definitions			
Skills	Shift Coverage		
	Day	Evening	Night
Unit Nurse Management	X		
Staff Educator	X		
Clinical Nurse Specialist			
Unit Clerical Support	X	X	
1:1 Patient Observer	X	X	X
Admissions Nurse			
Patient Transport Team	X	X	
IV Therapy Team / Line Access			
Monitor Technician			
Rapid Response Team	X	X	X
Respiratory Therapy Support	X	X	X
Nutritionist	X		

Additional Unit Information:

Other Team Members:

OTHER IN STAFFING PLAN = CLINICAL LEADER RN.
 OTHER IN ADDITIONAL TEAM MEMBERS - INTERPRETERS

Rehab Activities (OT, PT, Speech)	X		
Clinical Pharmacist	X	X	X
Licensed Social Services / Case Management	X		
Spiritual Services	X		
Hospitalist / NP / PA	X	X	X
Intensivist / Neonatologist			
Nursing Student	X		
Recreation / Milieu Therapist			
Intern / Resident			
Other	X	X	X

The list of caregivers in these boxes were provided to all hospitals.



PatientCareLink is a joint effort of the [Massachusetts Hospital Association \(MHA\)](#) and the [Organization of Nurse Leaders, MA-RI](#).

[Terms & Conditions](#) | [Sitemap](#)

[About PatientCareLink](#) | [For Patients & Families](#) | [Hospital Data](#) | [Success Stories](#) | [Participant Login](#)

© 2013 PatientCareLink. All rights reserved. Website designed by [Boston Interactive](#)



Glossary of Health Care Terms | Search Keywords...



- About PatientCareLink
- Hospital Data
- Success Stories
- Improving Patient Care
- Workforce
- For Patients & Families

Home » Hospital Data » Staffing Plans & Reports » 2008 Reports » Holy Family Hospital & Medical Center » Holy Family Hospital & Medical Center - TCU

Hospital Data

Staffing Plans & Reportsa

- [2013 Plans](#)
- [2012 Reports](#)
- [2011 Reports](#)
- [2010 Reports](#)
- [2009 Reports](#)
- [2008 Reports](#)
- [2007 Reports](#)
- [2006 Reports](#)
- [FAQ's About Staffing Plans](#)

Performance Measures

Holy Family Hospital & Medical Center - TCU

Acute Care
[TCU](#)
 Adult Rehabilitation

Date of Services Reported: FY 2008

Average Number of Patients Per Day:	15.66
-------------------------------------	-------

Direct Caregivers	Scheduled Hours	Shift Length	Number of Staff						
			Mon	Tues	Wed	Thurs	Fri	Sat	Sun
Day Shift									
RN	7am-3pm	8.00	2.00	2.00	2.00	2.00	2.00	2.00	2.00
Unlicensed Assistive Personnel	7am-3pm	8.00	2.00	2.00	2.00	2.00	2.00	2.00	2.00
Evening Shift									
RN	3pm-11pm	8.00	2.00	2.00	2.00	2.00	2.00	2.00	2.00
Unlicensed Assistive Personnel	3pm-11pm	8.00	1.00	1.00	1.00	1.00	1.00	1.00	1.00
Unlicensed Assistive Personnel	3pm-8pm	5.00	1.00	1.00	1.00	1.00	1.00	1.00	1.00
Night Shift									
RN	11pm-7am	8.00	2.00	2.00	2.00	2.00	2.00	2.00	2.00
Unlicensed Assistive Personnel	11pm-7am	8.00	1.00	1.00	1.00	1.00	1.00	1.00	1.00

Plan / Budgeted Direct WHPPD (Worked Hours Per Patient Day)	5.40
Actual Worked Hours Per Patient Day	5.67
% Difference	5.07%
Click here for more information	

Additional Care Team Members			
Click here for Care Team Member definitions			
Skills	Shift Coverage		
	Day	Evening	Night
Unit Nurse Management	X		
Staff Educator	X		
Clinical Nurse Specialist			
Unit Clerical Support	X	X	
1:1 Patient Observer	X	X	X
Admissions Nurse			
Patient Transport Team	X	X	
IV Therapy Team / Line Access			
Monitor Technician			
Rapid Response Team	X	X	X
Respiratory Therapy Support	X	X	X
Nutritionist	X		

Additional Unit Information:
Other Team Members:

INTERPRETERS

Rehab Activities (OT, PT, Speech)	X		
Clinical Pharmacist	X	X	X
Licensed Social Services / Case Management	X		
Spiritual Services	X		
Hospitalist / NP / PA	X	X	X
Intensivist / Neonatologist			
Nursing Student	X		
Recreation / Milieu Therapist			
Intern / Resident			
Other	X		

The list of caregivers in these boxes were provided to all hospitals.



PatientCareLink is a joint effort of the [Massachusetts Hospital Association \(MHA\)](#) and the [Organization of Nurse Leaders, MA-RI](#).

[Terms & Conditions](#) | [Sitemap](#)

[About PatientCareLink](#) | [For Patients & Families](#) | [Hospital Data](#) | [Success Stories](#) | [Participant Login](#)

© 2013 PatientCareLink. All rights reserved. Website designed by [Boston Interactive](#)



Glossary of Health Care Terms | Search Keywords...



- About PatientCareLink
- Hospital Data
- Success Stories
- Improving Patient Care
- Workforce
- For Patients & Families

Home » Hospital Data » Staffing Plans & Reports » 2008 Reports » Holy Family Hospital & Medical Center » Holy Family Hospital & Medical Center - St. Therese's

Hospital Data

Staffing Plans & Reports

[2013 Plans](#)

[2012 Reports](#)

[2011 Reports](#)

[2010 Reports](#)

[2009 Reports](#)

[2008 Reports](#)

[2007 Reports](#)

[2006 Reports](#)

[FAQ's About Staffing Plans](#)

Performance Measures

Holy Family Hospital & Medical Center - St. Therese's

Acute Care

[St. Therese's](#)

Adult & Pediatric Medical / Surgical Combined

Date of Services Reported: FY 2008

Average Number of Patients Per Day:	15.69
-------------------------------------	-------

Direct Caregivers	Scheduled Hours	Shift Length	Number of Staff							
			Mon	Tues	Wed	Thurs	Fri	Sat	Sun	
Day Shift										
RN	7am-3pm	8.00	4.00	4.00	4.00	4.00	4.00	4.00	4.00	4.00
Unlicensed Assistive Personnel	7am-3pm	8.00	1.00	1.00	1.00	1.00	1.00	1.00	1.00	1.00

Evening Shift										
RN	3pm-11pm	8.00	4.00	4.00	4.00	4.00	4.00	4.00	4.00	4.00
RN	3pm-11pm	4.00	1.00	1.00	1.00	1.00	1.00	1.00	1.00	1.00
Unlicensed Assistive Personnel	3pm-11pm	8.00	1.00	1.00	1.00	1.00	1.00	1.00	1.00	1.00

Night Shift										
RN	11pm-7am	8.00	3.00	3.00	3.00	3.00	3.00	3.00	3.00	3.00
Unlicensed Assistive Personnel	11pm-7am	8.00	1.00	1.00	1.00	1.00	1.00	1.00	1.00	1.00

Plan / Budgeted Direct WHPPD (Worked Hours Per Patient Day)	7.28
Actual Worked Hours Per Patient Day	7.19
% Difference	-1.26%

Additional Care Team Members			
Click here for Care Team Member definitions			
Skills	Shift Coverage		
	Day	Evening	Night
Unit Nurse Management	X		
Staff Educator	X		
Clinical Nurse Specialist			
Unit Clerical Support	X	X	
1:1 Patient Observer	X	X	X
Admissions Nurse			
Patient Transport Team	X	X	
IV Therapy Team / Line Access			
Monitor Technician			
Rapid Response Team	X	X	X
Respiratory Therapy Support	X	X	X
Nutritionist	X		
Rehab Activities (OT, PT, Speech)	X		

Additional Unit Information:

Other Team Members:

INTERPRETERS

Clinical Pharmacist	X	X	X
Licensed Social Services / Case Management	X		
Spiritual Services	X		
Hospitalist / NP / PA	X	X	X
Intensivist / Neonatologist			
Nursing Student	X		
Recreation / Milieu Therapist			
Intern / Resident			
Other	X	X	X

The list of caregivers in these boxes were provided to all hospitals.



PatientCareLink is a joint effort of the [Massachusetts Hospital Association \(MHA\)](#) and the [Organization of Nurse Leaders, MA-RI](#).

[Terms & Conditions](#) | [Sitemap](#)

[About PatientCareLink](#) | [For Patients & Families](#) | [Hospital Data](#) | [Success Stories](#) | [Participant Login](#)

© 2013 PatientCareLink. All rights reserved. Website designed by [Boston Interactive](#)



[Glossary of Health Care Terms](#) | [Search Keywords...](#)



- About PatientCareLink
- Hospital Data
- Success Stories
- Improving Patient Care
- Workforce
- For Patients & Families

[Home](#) » [Hospital Data](#) » [Staffing Plans & Reports](#) » [2007 Reports](#) » [Holy Family Hospital](#) » [ICU/CCU](#)

Hospital Data

Staffing Plans & Reports

[2013 Plans](#)

[2012 Reports](#)

[2011 Reports](#)

[2010 Reports](#)

[2009 Reports](#)

[2008 Reports](#)

[2007 Reports](#)

[2006 Reports](#)

[FAQs About Staffing Plans](#)

Performance Measures

ICU/CCU

Acute Care

ICU/CCU

Adult Critical Care - Medical / Surgical Combined

Variance Info	
Actual Worked Hours Per Patient Day	16.78
Current Posted Planned Worked Hours Per Patient Day	16.26
Variance	0.52
% Variance from Budget	3.20%
Reason For +/- 5% Variance From Budget	
No explanation required	X
Fluctuating day to day census	
Lower daily census than planned	
Higher daily census than planned	
Higher patient care needs than planned	
Lower patient care needs than planned	
Staff vacancies	
Adjusted for patient care needs	
Minimum fixed staffing requirements	
Care delivery model changes	
Increased 1:1 staffing requirements	
Closure of unit	
Not admitting to beds due to staffing	
Increased census to telemetry patients	
Plan based on high needs in critical care	
Increased staff hours to facilitate admissions and discharges	
Change in patient mix	
Other Reasons for +/- 5% Variance	
Additional Comments	



PatientCareLink is a joint effort of the [Massachusetts Hospital Association \(MHA\)](#) and the [Organization of Nurse Leaders, MA-RI](#).

[Terms & Conditions](#) | [Sitemap](#)

[About PatientCareLink](#) | [For Patients & Families](#) | [Hospital Data](#) | [Success Stories](#) | [Participant Login](#)

© 2013 PatientCareLink. All rights reserved. Website designed by [Boston Interactive](#)



Glossary of Health Care Terms | Search Keywords...



- About PatientCareLink
- Hospital Data
- Success Stories
- Improving Patient Care
- Workforce
- For Patients & Families

[Home](#) » [Hospital Data](#) » [Staffing Plans & Reports](#) » [2007 Reports](#) » [Holy Family Hospital](#) » Russell Hall

Hospital Data

Staffing Plans & Reports

- [2013 Plans](#)
- [2012 Reports](#)
- [2011 Reports](#)
- [2010 Reports](#)
- [2009 Reports](#)
- [2008 Reports](#)
- [2007 Reports](#)
- [2006 Reports](#)
- [FAQ's About Staffing Plans](#)

Performance Measures

Russell Hall

Acute Care
[Russell Hall](#)
 Adult Medical - Oncology

Variance Info	
Actual Worked Hours Per Patient Day	8.04
Current Posted Planned Worked Hours Per Patient Day	7.45
Variance	0.59
% Variance from Budget	7.92%
Reason For +/- 5% Variance From Budget	
No explanation required	
Fluctuating day to day census	X
Lower daily census than planned	X
Higher daily census than planned	
Higher patient care needs than planned	
Lower patient care needs than planned	
Staff vacancies	
Adjusted for patient care needs	X
Minimum fixed staffing requirements	
Care delivery model changes	
Increased 1:1 staffing requirements	
Closure of unit	
Not admitting to beds due to staffing	
Increased census to telemetry patients	
Plan based on high needs in critical care	
Increased staff hours to facilitate admissions and discharges	
Change in patient mix	
Other Reasons for +/- 5% Variance	
Additional Comments	



PatientCareLink is a joint effort of the [Massachusetts Hospital Association \(MHA\)](#) and the [Organization of Nurse Leaders, MA-RI](#).

[Terms & Conditions](#) | [Sitemap](#)

[About PatientCareLink](#) | [For Patients & Families](#) | [Hospital Data](#) | [Success Stories](#) | [Participant Login](#)

© 2013 PatientCareLink. All rights reserved. Website designed by [Boston Interactive](#)



[Glossary of Health Care Terms](#) |



- About PatientCareLink
- Hospital Data
- Success Stories
- Improving Patient Care
- Workforce
- For Patients & Families

[Home](#) » [Hospital Data](#) » [Staffing Plans & Reports](#) » [2007 Reports](#) » [Holy Family Hospital](#) » [Special Care Nursery](#)

Hospital Data

Staffing Plans & Reports

- [2013 Plans](#)
- [2012 Reports](#)
- [2011 Reports](#)
- [2010 Reports](#)
- [2009 Reports](#)
- [2008 Reports](#)
- [2007 Reports](#)
- [2006 Reports](#)
- [FAQ's About Staffing Plans](#)

Performance Measures

Special Care Nursery

Acute Care
[Special Care Nursery](#)
 Neonate Level II Intermediate Care

Variance Info	
Actual Worked Hours Per Patient Day	15.35
Current Posted Planned Worked Hours Per Patient Day	15.86
Variance	-0.51
% Variance from Budget	-3.22%
Reason For +/- 5% Variance From Budget	
No explanation required	X
Fluctuating day to day census	
Lower daily census than planned	
Higher daily census than planned	
Higher patient care needs than planned	
Lower patient care needs than planned	
Staff vacancies	
Adjusted for patient care needs	
Minimum fixed staffing requirements	
Care delivery model changes	
Increased 1:1 staffing requirements	
Closure of unit	
Not admitting to beds due to staffing	
Increased census to telemetry patients	
Plan based on high needs in critical care	
Increased staff hours to facilitate admissions and discharges	
Change in patient mix	
Other Reasons for +/- 5% Variance	
Additional Comments	



PatientCareLink is a joint effort of the [Massachusetts Hospital Association \(MHA\)](#) and the [Organization of Nurse Leaders, MA-RI](#).

[Terms & Conditions](#) | [Sitemap](#)

[About PatientCareLink](#) | [For Patients & Families](#) | [Hospital Data](#) | [Success Stories](#) | [Participant Login](#)

© 2013 PatientCareLink. All rights reserved. Website designed by [Boston Interactive](#).



Glossary of Health Care Terms | Search: Keywords...



- About PatientCareLink
- Hospital Data
- Success Stories
- Improving Patient Care
- Workforce
- For Patients & Families

Home » Hospital Data » Staffing Plans & Reports » 2007 Reports » Holy Family Hospital » St. Anne's

Hospital Data

Staffing Plans & Reports

- [2013 Plans](#)
- [2012 Reports](#)
- [2011 Reports](#)
- [2010 Reports](#)
- [2009 Reports](#)
- [2008 Reports](#)
- [2007 Reports](#)
- [2006 Reports](#)
- [FAQ's About Staffing Plans](#)

Performance Measures

St. Anne's

Acute Care
[St. Anne's](#)
 Adult Medical

Variance Info	
Actual Worked Hours Per Patient Day	7.20
Current Posted Planned Worked Hours Per Patient Day	7.38
Variance	-0.18
% Variance from Budget	-2.44%
Reason For +/- 5% Variance From Budget	
No explanation required	X
Fluctuating day to day census	
Lower daily census than planned	
Higher daily census than planned	
Higher patient care needs than planned	
Lower patient care needs than planned	
Staff vacancies	
Adjusted for patient care needs	
Minimum fixed staffing requirements	
Care delivery model changes	
Increased 1:1 staffing requirements	
Closure of unit	
Not admitting to beds due to staffing	
Increased census to telemetry patients	
Plan based on high needs in critical care	
Increased staff hours to facilitate admissions and discharges	
Change in patient mix	
Other Reasons for +/- 5% Variance	
Additional Comments	



PatientCareLink is a joint effort of the [Massachusetts Hospital Association \(MHA\)](#) and the [Organization of Nurse Leaders, MA-RI](#).

[Terms & Conditions](#) | [Sitemap](#)

[About PatientCareLink](#) | [For Patients & Families](#) | [Hospital Data](#) | [Success Stories](#) | [Participant Login](#)

© 2013 PatientCareLink. All rights reserved. Website designed by [Boston Interactive](#)



[Glossary of Health Care Terms](#) |



- About PatientCareLink
- Hospital Data
- Success Stories
- Improving Patient Care
- Workforce
- For Patients & Families

[Home](#) » [Hospital Data](#) » [Staffing Plans & Reports](#) » [2007 Reports](#) » [Holy Family Hospital](#) » [St. Dymphna's](#)

Hospital Data

St. Dymphna's

Staffing Plans & Reports

- [2013 Plans](#)
- [2012 Reports](#)
- [2011 Reports](#)
- [2010 Reports](#)
- [2009 Reports](#)
- [2008 Reports](#)
- [2007 Reports](#)
- [2006 Reports](#)
- [FAQ's About Staffing Plans](#)

Performance Measures

Acute Care
[St. Dymphna's](#)
 Behavioral Health

Variance Info	
Actual Worked Hours Per Patient Day	8.24
Current Posted Planned Worked Hours Per Patient Day	7.28
Variance	0.96
% Variance from Budget	13.19%
Reason For +/- 5% Variance From Budget	
No explanation required	
Fluctuating day to day census	X
Lower daily census than planned	
Higher daily census than planned	
Higher patient care needs than planned	
Lower patient care needs than planned	
Staff vacancies	
Adjusted for patient care needs	X
Minimum fixed staffing requirements	
Care delivery model changes	
Increased 1:1 staffing requirements	X
Closure of unit	
Not admitting to beds due to staffing	
Increased census to telemetry patients	
Plan based on high needs in critical care	
Increased staff hours to facilitate admissions and discharges	
Change in patient mix	
Other Reasons for +/- 5% Variance	
Additional Comments	



PatientCareLink is a joint effort of the [Massachusetts Hospital Association \(MHA\)](#) and the [Organization of Nurse Leaders, MA-RI](#).

[Terms & Conditions](#) | [Sitemap](#)

[About PatientCareLink](#) | [For Patients & Families](#) | [Hospital Data](#) | [Success Stories](#) | [Participant Login](#)

© 2013 PatientCareLink. All rights reserved. Website designed by [Boston Interactive](#)



Glossary of Health Care Terms | Search Keywords...



- About PatientCareLink
- Hospital Data
- Success Stories
- Improving Patient Care
- Workforce
- For Patients & Families

[Home](#) » [Hospital Data](#) » [Staffing Plans & Reports](#) » [2007 Reports](#) » [Holy Family Hospital](#) » St. Mary's

Hospital Data

St. Mary's

Staffing Plans & Reports

[2013 Plans](#)

[2012 Reports](#)

[2011 Reports](#)

[2010 Reports](#)

[2009 Reports](#)

[2008 Reports](#)

[2007 Reports](#)

[2006 Reports](#)

[FAQ's About Staffing Plans](#)

Performance Measures

Acute Care
[St. Mary's](#)
 Adult Surgical - Orthopedic

Variance Info	
Actual Worked Hours Per Patient Day	7.74
Current Posted Planned Worked Hours Per Patient Day	7.26
Variance	0.48
% Variance from Budget	6.61%
Reason For +/- 5% Variance From Budget	
No explanation required	
Fluctuating day to day census	X
Lower daily census than planned	
Higher daily census than planned	
Higher patient care needs than planned	
Lower patient care needs than planned	
Staff vacancies	
Adjusted for patient care needs	X
Minimum fixed staffing requirements	
Care delivery model changes	
Increased 1:1 staffing requirements	
Closure of unit	
Not admitting to beds due to staffing	
Increased census to telemetry patients	
Plan based on high needs in critical care	
Increased staff hours to facilitate admissions and discharges	
Change in patient mix	
Other Reasons for +/- 5% Variance	
Additional Comments	



PatientCareLink is a joint effort of the [Massachusetts Hospital Association \(MHA\)](#) and the [Organization of Nurse Leaders, MA-RI](#).

[Terms & Conditions](#) | [Sitemap](#)

[About PatientCareLink](#) | [For Patients & Families](#) | [Hospital Data](#) | [Success Stories](#) | [Participant Login](#)

© 2013 PatientCareLink. All rights reserved. Website designed by [Boston Interactive](#)



[Glossary of Health Care Terms](#) |



- About PatientCareLink
- Hospital Data
- Success Stories
- Improving Patient Care
- Workforce
- For Patients & Families

[Home](#) » [Hospital Data](#) » [Staffing Plans & Reports](#) » [2007 Reports](#) » [Holy Family Hospital](#) » [St. Michael's](#)

Hospital Data

St. Michael's

Staffing Plans & Reports

[2013 Plans](#)

[2012 Reports](#)

[2011 Reports](#)

[2010 Reports](#)

[2009 Reports](#)

[2008 Reports](#)

[2007 Reports](#)

[2006 Reports](#)

[FAQ's About Staffing Plans](#)

Performance Measures

Acute Care
[St. Michael's](#)
 Behavioral Health

Variance Info	
Actual Worked Hours Per Patient Day	9.40
Current Posted Planned Worked Hours Per Patient Day	7.22
Variance	2.18
% Variance from Budget	30.19%
Reason For +/- 5% Variance From Budget	
No explanation required	
Fluctuating day to day census	X
Lower daily census than planned	X
Higher daily census than planned	
Higher patient care needs than planned	X
Lower patient care needs than planned	
Staff vacancies	
Adjusted for patient care needs	X
Minimum fixed staffing requirements	
Care delivery model changes	
Increased 1:1 staffing requirements	X
Closure of unit	
Not admitting to beds due to staffing	
Increased census to telemetry patients	
Plan based on high needs in critical care	
Increased staff hours to facilitate admissions and discharges	
Change in patient mix	
Other Reasons for +/- 5% Variance	
Additional Comments	



PatientCareLink is a joint effort of the [Massachusetts Hospital Association \(MHA\)](#) and the [Organization of Nurse Leaders, MA-RI](#).

[Terms & Conditions](#) | [Sitemap](#)

[About PatientCareLink](#) | [For Patients & Families](#) | [Hospital Data](#) | [Success Stories](#) | [Participant Login](#)

© 2013 PatientCareLink. All rights reserved. Website designed by [Boston Interactive](#)



Glossary of Health Care Terms | Search Keywords...

GO

- About PatientCareLink
- Hospital Data
- Success Stories
- Improving Patient Care
- Workforce
- For Patients & Families

[Home](#) » [Hospital Data](#) » [Staffing Plans & Reports](#) » [2007 Reports](#) » [Holy Family Hospital](#) » [St. Camillus](#)

Hospital Data

Staffing Plans & Reports

- [2013 Plans](#)
- [2012 Reports](#)
- [2011 Reports](#)
- [2010 Reports](#)
- [2009 Reports](#)
- [2008 Reports](#)
- [2007 Reports](#)
- [2006 Reports](#)
- [FAQ's About Staffing Plans](#)

Performance Measures

St. Camillus

Acute Care
[St. Camillus](#)
 Adult Medical · Cardiac

Variance Info	
Actual Worked Hours Per Patient Day	8.93
Current Posted Planned Worked Hours Per Patient Day	8.64
Variance	0.29
% Variance from Budget	3.36%
Reason For +/- 5% Variance From Budget	
No explanation required	X
Fluctuating day to day census	
Lower daily census than planned	
Higher daily census than planned	
Higher patient care needs than planned	
Lower patient care needs than planned	
Staff vacancies	
Adjusted for patient care needs	
Minimum fixed staffing requirements	
Care delivery model changes	
Increased 1:1 staffing requirements	
Closure of unit	
Not admitting to beds due to staffing	
Increased census to telemetry patients	
Plan based on high needs in critical care	
Increased staff hours to facilitate admissions and discharges	
Change in patient mix	
Other Reasons for +/- 5% Variance	
Additional Comments	



PatientCareLink is a joint effort of the [Massachusetts Hospital Association \(MHA\)](#) and the [Organization of Nurse Leaders, MA-RI](#).

[Terms & Conditions](#) | [Sitemap](#)

[About PatientCareLink](#) | [For Patients & Families](#) | [Hospital Data](#) | [Success Stories](#) | [Participant Login](#)

© 2013 PatientCareLink. All rights reserved. Website designed by [Boston Interactive](#)



Glossary of Health Care Terms | Search Keywords...

GO

- About PatientCareLink
- Hospital Data
- Success Stories
- Improving Patient Care
- Workforce
- For Patients & Families

[Home](#) » [Hospital Data](#) » [Staffing Plans & Reports](#) » [2007 Reports](#) » [Holy Family Hospital](#) » TCU

Hospital Data

Staffing Plans & Reports

[2013 Plans](#)

[2012 Reports](#)

[2011 Reports](#)

[2010 Reports](#)

[2009 Reports](#)

[2008 Reports](#)

[2007 Reports](#)

[2006 Reports](#)

[FAQ's About Staffing Plans](#)

Performance Measures

TCU

Acute Care

[TCU](#)

Adult Rehabilitation

Variance Info	
Actual Worked Hours Per Patient Day	6.18
Current Posted Planned Worked Hours Per Patient Day	5.30
Variance	0.88
% Variance from Budget	16.60%
Reason For +/- 5% Variance From Budget	
No explanation required	
Fluctuating day to day census	
Lower daily census than planned	X
Higher daily census than planned	
Higher patient care needs than planned	
Lower patient care needs than planned	
Staff vacancies	
Adjusted for patient care needs	
Minimum fixed staffing requirements	X
Care delivery model changes	
Increased 1:1 staffing requirements	
Closure of unit	
Not admitting to beds due to staffing	
Increased census to telemetry patients	
Plan based on high needs in critical care	
Increased staff hours to facilitate admissions and discharges	
Change in patient mix	
Other Reasons for +/- 5% Variance	
Additional Comments	



PatientCareLink is a joint effort of the [Massachusetts Hospital Association \(MHA\)](#) and the [Organization of Nurse Leaders, MA-RI](#).

[Terms & Conditions](#) | [Sitemap](#)

[About PatientCareLink](#) | [For Patients & Families](#) | [Hospital Data](#) | [Success Stories](#) | [Participant Login](#)

© 2013 PatientCareLink. All rights reserved. Website designed by [Boston Interactive](#)



Glossary of Health Care Terms | Search Keywords...



- About PatientCareLink
- Hospital Data
- Success Stories
- Improving Patient Care
- Workforce
- For Patients & Families

[Home](#) » [Hospital Data](#) » [Staffing Plans & Reports](#) » [2007 Reports](#) » [Holy Family Hospital](#) » [St. Therese's](#)

Hospital Data

St. Therese's

Staffing Plans & Reports

- [2013 Plans](#)
- [2012 Reports](#)
- [2011 Reports](#)
- [2010 Reports](#)
- [2009 Reports](#)
- [2008 Reports](#)
- [2007 Reports](#)
- [2006 Reports](#)
- [FAQs About Staffing Plans](#)

Performance Measures

Acute Care
[St. Therese's](#)
 Adult & Pediatric Medical / Surgical Combined

Variance Info	
Actual Worked Hours Per Patient Day	7.37
Current Posted Planned Worked Hours Per Patient Day	7.45
Variance	-0.08
% Variance From Budget	-1.07%
Reason For +/- 5% Variance From Budget	
No explanation required	X
Fluctuating day to day census	
Lower daily census than planned	
Higher daily census than planned	
Higher patient care needs than planned	
Lower patient care needs than planned	
Staff vacancies	
Adjusted for patient care needs	
Minimum fixed staffing requirements	
Care delivery model changes	
Increased 1:1 staffing requirements	
Closure of unit	
Not admitting to beds due to staffing	
Increased census to telemetry patients	
Plan based on high needs in critical care	
Increased staff hours to facilitate admissions and discharges	
Change in patient mix	
Other Reasons for +/- 5% Variance	
Additional Comments	




PatientCareLink is a joint effort of the [Massachusetts Hospital Association \(MHA\)](#) and the [Organization of Nurse Leaders, MA-RI](#).

[Terms & Conditions](#) | [Sitemap](#)

[About PatientCareLink](#) | [For Patients & Families](#) | [Hospital Data](#) | [Success Stories](#) | [Participant Login](#)

© 2013 PatientCareLink. All rights reserved. Website designed by [Boston Interactive](#)





- About PatientCareLink
- Hospital Data
- Success Stories
- Improving Patient Care
- Workforce
- For Patients & Families

Home » [Hospital Data](#) » [Staffing Plans & Reports](#) » [2006 Reports](#) » [Caritas - Holy Family Hospital](#) » Caritas - Holy Family Hospital - ICU / CCU

Hospital Data

Staffing Plans & Reportsa

- [2013 Plans](#)
- [2012 Reports](#)
- [2011 Reports](#)
- [2010 Reports](#)
- [2009 Reports](#)
- [2008 Reports](#)
- [2007 Reports](#)
- [2006 Reports](#)
- [FAQ's About Staffing Plans](#)

Performance Measures

Caritas - Holy Family Hospital - ICU / CCU

204 Hospital Licensed Beds
 Acute Community - Non-Teaching
[ICU / CCU](#)
 Adult Critical Care - Med / Surg

Date of Services Reported: FY 2006

Average Number of Patients Per Day:	13.0
-------------------------------------	------

Direct Caregivers	Scheduled Hours	Shift Length	Number of Staff						
			Mon	Tues	Wed	Thurs	Fri	Sat	Sun
Day Shift									
RN	7am-3pm	8.0	8.0	8.0	8.0	8.0	8.0	8.0	8.0
Unlicensed Assistive Personnel	7am-3pm	8.0	1.0	1.0	1.0	1.0	1.0	1.0	1.0
Evening Shift									
RN	3pm-11pm	8.0	7.0	7.0	7.0	7.0	7.0	7.0	7.0
Unlicensed Assistive Personnel	3pm-11pm	8.0	1.0	1.0	1.0	1.0	1.0	1.0	1.0
Night Shift									
RN	11pm-7am	8.0	7.0	7.0	7.0	7.0	7.0	7.0	7.0
Unlicensed Assistive Personnel	11pm-7am	8.0	1.0	1.0	1.0	1.0	1.0	1.0	1.0

Plan / Budgeted Direct WHPPD (Worked Hours Per Patient Day)	16.41
Actual Worked Hours Per Patient Day	15.59
% Difference	- 5.00
click here for more information	

Additional Care Team Members			
Skills	Shift Coverage		
	Day	Evening	Night
Unit Nurse Management	x		
Staff Educator	x		
Clinical Nurse Specialist	x		
Unit Clerical Support	x		
1:1 Patient Observer	x	x	x
Admissions Nurse			
Patient Transport Team	x		
IV Therapy Team / Line Access			
Monitor Technician			
Rapid Response Team	x	x	x
Respiratory Therapy Support	x	x	x
Nutritionist	x		

Additional Unit Information:
Critical Care Unit
RNs start own IVs, draw own labs
Vented patients on unit
Outpatient Cardioversions done on unit
Alternative respiratory therapy done on unit
Patient Transport is only on until 3pm
UNIT IS BUDGETED AT 10 BEDS 10/1/05 - 12/31/05
UNT IS BUDGETED AT ADC OF 13 1/1/06-9/30/06
THIS STAFFING PLAN FOR 13 PATIENTS
Centralized Pharmacy for all Units

Rehab Activities (OT, PT, Speech)			
Clinical Pharmacist	x	x	
Licensed Social Services / Case Management	x		
Spiritual Services	x	x	x
Hospitalist / NP / PA	x		
Intensivist / Neonatologist	x	x	x
Nursing Student			
Recreation / Milieu Therapist			
Intern / Resident			

The list of caregivers in these boxes were provided to all hospitals.

Individual hospitals added the types of caregivers shown in these boxes.



PatientCareLink is a joint effort of the [Massachusetts Hospital Association \(MHA\)](#) and the [Organization of Nurse Leaders, MA-RI](#).

[Terms & Conditions](#) | [Sitemap](#)

[About PatientCareLink](#) | [For Patients & Families](#) | [Hospital Data](#) | [Success Stories](#) | [Participant Login](#)

© 2013 PatientCareLink. All rights reserved. Website designed by [Boston Interactive](#)



Glossary of Health Care Terms | Search Keywords...



- About PatientCareLink
- Hospital Data
- Success Stories
- Improving Patient Care
- Workforce
- For Patients & Families

[Home](#) » [Hospital Data](#) » [Staffing Plans & Reports](#) » [2006 Reports](#) » [Caritas - Holy Family Hospital](#) » Caritas - Holy Family Hospital - Russell Hall

Hospital Data

Staffing Plans & Reports

[2013 Plans](#)

[2012 Reports](#)

[2011 Reports](#)

[2010 Reports](#)

[2009 Reports](#)

[2008 Reports](#)

[2007 Reports](#)

[2006 Reports](#)

[FAQs About Staffing Plans](#)

Performance Measures

Caritas - Holy Family Hospital - Russell Hall

204 Hospital Licensed Beds
 Acute Community - Non-Teaching
[Russell Hall](#)
 Adult Medical - Oncology

Date of Services Report: **FY 2006**

Average Number of Patients Per Day:	16.4
-------------------------------------	------

Direct Caregivers	Scheduled Hours	Shift Length	Number of Staff						
			Mon	Tues	Wed	Thurs	Fri	Sat	Sun
Day Shift									
RN	7am-3pm	8.0	4.0	4.0	4.0	4.0	4.0	4.0	4.0
Unlicensed Assistive Personnel	7am-3pm	8.0	2.0	2.0	2.0	2.0	2.0	2.0	2.0
Evening Shift									
RN	3pm-11pm	8.0	3.0	3.0	3.0	3.0	3.0	3.0	3.0
Unlicensed Assistive Personnel	3pm-11pm	8.0	1.0	1.0	1.0	1.0	1.0	1.0	1.0
Night Shift									
RN	11pm-7am	8.0	3.0	3.0	3.0	3.0	3.0	3.0	3.0
Unlicensed Assistive Personnel	11pm-7am	8.0	1.0	1.0	1.0	1.0	1.0	1.0	1.0

Plan / Budgeted Direct WHPPD (Worked Hours Per Patient Day)	6.80
Actual Worked Hours Per Patient Day	7.22
% Difference	6.18
click here for more information	

Additional Care Team Members			
Skills	Shift Coverage		
	Day	Evening	Night
Unit Nurse Management	x		
Staff Educator	x		
Clinical Nurse Specialist	x		
Unit Clerical Support	x	x	
1:1 Patient Observer	x	x	x
Admissions Nurse			
Patient Transport Team	x		
IV Therapy Team / Line Access			
Monitor Technician			
Rapid Response Team	x	x	x
Respiratory Therapy Support	x	x	x
Nutritionist	x		

Additional Unit Information:
Unit Manager is over Russell & Outpatient Oncology Units
Unit Clerk is only on until 8pm Monday - Friday
Part-time Clinical Leader/Nurse Specialist
Educator is over all Inpatient Units
Oncology Unit
RNs start own IVs
Unit has two Hospice Beds
Nursing students as available
Centralized Pharmacy for all Units

Rehab Activities (OT, PT, Speech)			
Clinical Pharmacist	x	x	
Licensed Social Services / Case Management	x		
Spiritual Services	x	x	x
Hospitalist / NP / PA	x		
Intensivist / Neonatologist			
Nursing Student	x		
Recreation / Milieu Therapist			
Intern / Resident			

The list of caregivers in these boxes were provided to all hospitals.

Individual hospitals added the types of caregivers shown in these boxes.



PatientCareLink is a joint effort of the [Massachusetts Hospital Association \(MHA\)](#) and the [Organization of Nurse Leaders, MA-RJ](#).

[Terms & Conditions](#) | [Sitemap](#)

[About PatientCareLink](#) | [For Patients & Families](#) | [Hospital Data](#) | [Success Stories](#) | [Participant Login](#)

© 2013 PatientCareLink. All rights reserved. Website designed by [Boston Interactive](#)



Glossary of Health Care Terms | Search Keywords...



- About PatientCareLink
- Hospital Data
- Success Stories
- Improving Patient Care
- Workforce
- For Patients & Families

Home -> Hospital Data -> Staffing Plans & Reports -> 2006 Reports -> Caritas - Holy Family Hospital -> Caritas - Holy Family Hospital - Special Care Nursery

Hospital Data

Staffing Plans & Reports

- [2013 Plans](#)
- [2012 Reports](#)
- [2011 Reports](#)
- [2010 Reports](#)
- [2009 Reports](#)
- [2008 Reports](#)
- [2007 Reports](#)
- [2006 Reports](#)
- [FAQ's About Staffing Plans](#)

Performance Measures

Caritas - Holy Family Hospital - Special Care Nursery

204 Hospital Licensed Beds
 Acute Community - Non-Teaching
[Special Care Nursery](#)
 Neonate Level II Neonatal Intermediate Care

Date of Services Reported: FY 2006

Average Number of Patients Per Day:	3.0
-------------------------------------	-----

Direct Caregivers	Scheduled Hours	Shift Length	Number of Staff						
			Mon	Tues	Wed	Thurs	Fri	Sat	Sun
Day Shift									
RN	7am-3pm	8.0	2.0	2.0	2.0	2.0	2.0	2.0	2.0
Evening Shift									
RN	3pm-11pm	8.0	2.0	2.0	2.0	2.0	2.0	2.0	2.0
Night Shift									
RN	11pm-7am	8.0	2.0	2.0	2.0	2.0	2.0	2.0	2.0

Plan / Budgeted Direct WHPPD (Worked Hours Per Patient Day)	16.16
Actual Worked Hours Per Patient Day	14.06
% Difference	-13.00
click here for more information	

Additional Care Team Members			
Click here for Care Team Member definitions			
Skills	Shift Coverage		
	Day	Evening	Night
Unit Nurse Management	x		
Staff Educator			
Clinical Nurse Specialist			
Unit Clerical Support			
1:1 Patient Observer			
Admissions Nurse			
Patient Transport Team			
IV Therapy Team / Line Access			
Monitor Technician			
Rapid Response Team	x	x	x
Respiratory Therapy Support			
Nutritionist			
Rehab Activities (OT, PT, Speech)			
Clinical Pharmacist	x	x	
Licensed Social Services / Case Management	x		

Additional Unit Information:
Manager is over Birthing Center & Special Care Nursery Unit
Centralized Pharmacy for all Units

Spiritual Services	x	x	x
Hospitalist / NP / PA			
Intensivist / Neonatologist	x		
Nursing Student			
Recreation / Milieu Therapist			
Intern / Resident			

The list of caregivers in these boxes were provided to all hospitals.

Individual hospitals added the types of caregivers shown in these boxes.



PatientCareLink is a joint effort of the [Massachusetts Hospital Association \(MHA\)](#) and the [Organization of Nurse Leaders, MA-RI](#).

[Terms & Conditions](#) | [Sitemap](#)

[About PatientCareLink](#) | [For Patients & Families](#) | [Hospital Data](#) | [Success Stories](#) | [Participant Login](#)

© 2013 PatientCareLink. All rights reserved. Website designed by [Boston Interactive](#)



Glossary of Health Care Terms | Search Keywords...



- About PatientCareLink
- Hospital Data
- Success Stories
- Improving Patient Care
- Workforce
- For Patients & Families

Home - Hospital Data - Staffing Plans & Reports - 2006 Reports - Caritas - Holy Family Hospital - Caritas - Holy Family Hospital - St. Anne's

Hospital Data

Staffing Plans & Reportsa

[2013 Plans](#)

[2012 Reports](#)

[2011 Reports](#)

[2010 Reports](#)

[2009 Reports](#)

[2008 Reports](#)

[2007 Reports](#)

[2006 Reports](#)

[FAQs About Staffing Plans](#)

Performance Measures

Caritas - Holy Family Hospital - St. Anne's

204 Hospital Licensed Beds
 Acute Community - Non-Teaching
[St. Anne's](#)
 Adult Medical - Neurology

Date of Services Reported: FY 2006

Average Number of Patients Per Day:	17.0
-------------------------------------	------

Direct Caregivers		Scheduled Hours	Shift Length	Number of Staff						
				Mon	Tues	Wed	Thurs	Fri	Sat	Sun
Day Shift										
RN	7am-3pm	8.0	8.0	4.0	4.0	4.0	4.0	4.0	4.0	4.0
Unlicensed Assistive Personnel	7am-3pm	8.0	8.0	2.0	2.0	2.0	2.0	2.0	2.0	2.0
Evening Shift										
RN	3pm-11pm	8.0	8.0	3.0	3.0	3.0	3.0	3.0	3.0	3.0
Unlicensed Assistive Personnel	3pm-11pm	8.0	8.0	1.0	1.0	1.0	1.0	1.0	1.0	1.0
Night Shift										
RN	11pm-7am	8.0	8.0	3.0	3.0	3.0	3.0	3.0	3.0	3.0
Unlicensed Assistive Personnel	11pm-7am	8.0	8.0	1.0	1.0	1.0	1.0	1.0	1.0	1.0

Plan / Budgeted Direct WHPPD (Worked Hours Per Patient Day)	6.59
Actual Worked Hours Per Patient Day	6.34
% Difference	- 3.79

Additional Care Team Members			
Skills	Shift Coverage		
	Day	Evening	Night
Unit Nurse Management	x		
Staff Educator	x		
Clinical Nurse Specialist			
Unit Clerical Support	x	x	
1:1 Patient Observer	x	x	x
Admissions Nurse			
Patient Transport Team	x	x	
IV Therapy Team / Line Access			
Monitor Technician			
Rapid Response Team	x	x	x
Respiratory Therapy Support	x	x	x
Nutritionist	x		
Rehab Activities (OT, PT, Speech)			

Additional Unit Information:
Unit Manager is over St. Therese & St. Anne's Units
Unit Clerk is only on until 8pm Monday - Friday
Patient Transport is only on until 7pm Monday - Friday
Educator is over all Inpatient Units
Certified Stroke Unit
Unit has one Seizure Study Room
RNs start own IVs
Nursing students as available
UNIT IS CLOSED UNTIL 1/1/06
Centralized Pharmacy for all Units

Clinical Pharmacist	x	x	
Licensed Social Services / Case Management	x		
Spiritual Services	x	x	x
Hospitalist / NP / PA	x		
Intensivist / Neonatologist			
Nursing Student	x		
Recreation / Milieu Therapist			
Intern / Resident			

The list of caregivers in these boxes were provided to all hospitals.

Individual hospitals added the types of caregivers shown in these boxes.



PatientCareLink is a joint effort of the [Massachusetts Hospital Association \(MHA\)](#) and the [Organization of Nurse Leaders, MA-RI](#).

[Terms & Conditions](#) | [Sitemap](#)

[About PatientCareLink](#) | [For Patients & Families](#) | [Hospital Data](#) | [Success Stories](#) | [Participant Login](#)

© 2013 PatientCareLink. All rights reserved. Website designed by [Boston Interactive](#)



Glossary of Health Care Terms | Search Keywords...



- About PatientCareLink
- Hospital Data
- Success Stories
- Improving Patient Care
- Workforce
- For Patients & Families

Home » Hospital Data » Staffing Plans & Reports » 2006 Reports » Caritas - Holy Family Hospital » Caritas - Holy Family Hospital - St. Dymphna's

Hospital Data

Caritas - Holy Family Hospital - St. Dymphna's

Staffing Plans & Reportsa

- [2013 Plans](#)
- [2012 Reports](#)
- [2011 Reports](#)
- [2010 Reports](#)
- [2009 Reports](#)
- [2008 Reports](#)
- [2007 Reports](#)
- [2006 Reports](#)
- [FAQ's About Staffing Plans](#)

Performance Measures

204 Hospital Licensed Beds
 Acute Community - Non-Teaching
[St. Dymphna's](#)
 Adult Behavioral Health

Date of Services Reported: **FY 2006**

Average Number of Patients Per Day:	21.0
-------------------------------------	------

Direct Caregivers	Scheduled Hours	Shift Length	Number of Staff						
			Mon	Tues	Wed	Thurs	Fri	Sat	Sun
Day Shift									
RN	7am-3pm	8.0	4.0	4.0	4.0	4.0	4.0	4.0	4.0
Mental Health Counselor	7am-3pm	8.0	3.0	3.0	3.0	3.0	3.0	3.0	3.0
Evening Shift									
RN	3pm-11pm	8.0	4.0	4.0	4.0	4.0	4.0	4.0	4.0
Mental Health Counselor	3pm-11pm	8.0	3.0	3.0	3.0	3.0	3.0	3.0	3.0
Night Shift									
RN	11pm-7am	8.0	2.0	2.0	2.0	2.0	2.0	2.0	2.0
Mental Health Counselor	11pm-7am	8.0	2.0	2.0	2.0	2.0	2.0	2.0	2.0

Plan / Budgeted Direct WHPPD (Worked Hours Per Patient Day)	6.85
Actual Worked Hours Per Patient Day	6.82
% Difference	- 0.44

Additional Care Team Members			
Skills	Shift Coverage		
	Day	Evening	Night
Unit Nurse Management	x		
Staff Educator	x		
Clinical Nurse Specialist			
Unit Clerical Support	x		
1:1 Patient Observer			
Admissions Nurse			
Patient Transport Team			
IV Therapy Team / Line Access			
Monitor Technician			
Rapid Response Team	x	x	x
Respiratory Therapy Support			
Nutritionist	x		
Rehab Activities (OT, PT, Speech)	x		

Additional Unit Information:
Psych Unit
Nursing students as available
Centralized Pharmacy for all Units

Clinical Pharmacist	x	x	
Licensed Social Services / Case Management	x		
Spiritual Services	x	x	x
Hospitalist / NP / PA			
Intensivist / Neonatologist			
Nursing Student	x		
Recreation / Milieu Therapist			
Intern / Resident			
Certified Alcohol & Drug Abuse Counselor	x		

The list of caregivers in these boxes were provided to all hospitals.

Individual hospitals added the types of caregivers shown in these boxes.



PatientCareLink is a joint effort of the [Massachusetts Hospital Association \(MHA\)](#) and the [Organization of Nurse Leaders, MA-RI](#).

[Terms & Conditions](#) | [Sitemap](#)

[About PatientCareLink](#) | [For Patients & Families](#) | [Hospital Data](#) | [Success Stories](#) | [Participant Login](#)

© 2013 PatientCareLink. All rights reserved. Website designed by [Boston Interactive](#)



Glossary of Health Care Terms | Search Keywords...



- About PatientCareLink
- Hospital Data
- Success Stories
- Improving Patient Care
- Workforce
- For Patients & Families

Home -> Hospital Data -> Staffing Plans & Reports -> 2006 Reports -> Caritas - Holy Family Hospital -> Caritas - Holy Family Hospital - St. Mary's

Hospital Data

Staffing Plans & Reports

[2013 Plans](#)

[2012 Reports](#)

[2011 Reports](#)

[2010 Reports](#)

[2009 Reports](#)

[2008 Reports](#)

[2007 Reports](#)

[2006 Reports](#)

[FAQ's About Staffing Plans](#)

Performance Measures

Caritas - Holy Family Hospital - St. Mary's

204 Hospital Licensed Beds
 Acute Community - Non-Teaching
[St. Mary's](#)
 Adult Surgical - Neurosurgery

Date of Services Reported: FY 2006

Average Number of Patients Per Day:	17.4
-------------------------------------	------

Direct Caregivers	Scheduled Hours	Shift Length	Number of Staff						
			Mon	Tues	Wed	Thurs	Fri	Sat	Sun
Day Shift									
RN	7am-3pm	8.0	4.0	4.0	4.0	4.0	4.0	4.0	4.0
Unlicensed Assistive Personnel	7am-3pm	8.0	2.0	2.0	2.0	2.0	2.0	2.0	2.0
Evening Shift									
RN	3pm-11pm	8.0	4.0	4.0	4.0	4.0	4.0	4.0	4.0
Unlicensed Assistive Personnel	3pm-11pm	8.0	1.0	1.0	1.0	1.0	1.0	1.0	1.0
Night Shift									
RN	11pm-7am	8.0	3.0	3.0	3.0	3.0	3.0	3.0	3.0
Unlicensed Assistive Personnel	11pm-7am	8.0	1.0	1.0	1.0	1.0	1.0	1.0	1.0

Plan / Budgeted Direct WHPPD (Worked Hours Per Patient Day)	6.87
Actual Worked Hours Per Patient Day	7.19
% Difference	4.66

Additional Care Team Members			
Skills	Shift Coverage		
	Day	Evening	Night
Unit Nurse Management	x		
Staff Educator	x		
Clinical Nurse Specialist			
Unit Clerical Support	x	x	
1:1 Patient Observer	x	x	x
Admissions Nurse			
Patient Transport Team	x	x	
IV Therapy Team / Line Access			
Monitor Technician			
Rapid Response Team	x	x	x
Respiratory Therapy Support	x	x	x
Nutritionist	x		
Rehab Activities (OT, PT, Speech)			

Additional Unit Information:
Nurse Manager is over St. Mary's & TCU Units
Unit Clerk is only on until 8pm Monday - Friday
Transport is only on until 7pm Monday - Friday
Educator is over all Inpatient Units
Surgical Unit with potential for four Step-down beds
RNs start own IVs
Nursing students as available
Centralized Pharmacy for all Units

Clinical Pharmacist	x	x	
Licensed Social Services / Case Management	x		
Spiritual Services	x	x	x
Hospitalist / NP / PA	x		
Intensivist / Neonatologist			
Nursing Student	x		
Recreation / Milieu Therapist			
Intern / Resident			

The list of caregivers in these boxes were provided to all hospitals.

Individual hospitals added the types of caregivers shown in these boxes.



PatientCareLink is a joint effort of the [Massachusetts Hospital Association \(MHA\)](#) and the [Organization of Nurse Leaders, MA-RI](#).

[Terms & Conditions](#) | [Sitemap](#)

[About PatientCareLink](#) | [For Patients & Families](#) | [Hospital Data](#) | [Success Stories](#) | [Participant Login](#)

© 2013 PatientCareLink. All rights reserved. Website designed by [Boston Interactive](#)



Glossary of Health Care Terms | Search Keywords...



- About PatientCareLink
- Hospital Data
- Success Stories
- Improving Patient Care
- Workforce
- For Patients & Families

Home » Hospital Data » Staffing Plans & Reports » 2006 Reports » Caritas - Holy Family Hospital » Caritas - Holy Family Hospital - St. Michael's

Hospital Data

Caritas - Holy Family Hospital - St. Michael's

Staffing Plans & Reports

- [2013 Plans](#)
- [2012 Reports](#)
- [2011 Reports](#)
- [2010 Reports](#)
- [2009 Reports](#)
- [2008 Reports](#)
- [2007 Reports](#)
- [2006 Reports](#)
- [FAQ's About Staffing Plans](#)

Performance Measures

204 Hospital Licensed Beds
 Acute Community - Non-Teaching
[St. Michael's](#)
 Adult Behavioral Health

Date of Services Reported: FY 2006

Average Number of Patients Per Day:	24.0
-------------------------------------	------

Direct Caregivers	Scheduled Hours	Shift Length	Number of Staff						
			Mon	Tues	Wed	Thurs	Fri	Sat	Sun
Day Shift									
RN	7am-3pm	8.0	4.0	4.0	4.0	4.0	4.0	4.0	4.0
Mental Health Counselor	7am-3pm	8.0	4.0	4.0	4.0	4.0	4.0	4.0	4.0
Evening Shift									
RN	3pm-11pm	8.0	4.0	4.0	4.0	4.0	4.0	4.0	4.0
Mental Health Counselor	3pm-11pm	8.0	4.0	4.0	4.0	4.0	4.0	4.0	4.0
Night Shift									
RN	11pm-7am	8.0	2.0	2.0	2.0	2.0	2.0	2.0	2.0
Mental Health Counselor	11pm-7am	8.0	3.0	3.0	3.0	3.0	3.0	3.0	3.0

Plan / Budgeted Direct WHPDP (Worked Hours Per Patient Day)	6.98
Actual Worked Hours Per Patient Day	6.71
% Difference	- 3.87

Additional Care Team Members			
Skills	Shift Coverage		
	Day	Evening	Night
Unit Nurse Management	x		
Staff Educator	x		
Clinical Nurse Specialist			
Unit Clerical Support	x		
1:1 Patient Observer			
Admissions Nurse			
Patient Transport Team			
IV Therapy Team / Line Access			
Monitor Technician			
Rapid Response Team	x	x	x
Respiratory Therapy Support			
Nutritionist	x		
Rehab Activities (OT, PT, Speech)	x		

Additional Unit Information:
Psych Unit
Nursing students as available
Centralized Pharmacy for all Units

Clinical Pharmacist	x	x	
Licensed Social Services / Case Management	x		
Spiritual Services	x	x	x
Hospitalist / NP / PA			
Intensivist / Neonatologist			
Nursing Student			
Recreation / Milieu Therapist			
Intern / Resident			
Certified Alcohol & Drug Abuse Counselor	x		

The list of caregivers in these boxes were provided to all hospitals.

Individual hospitals added the types of caregivers shown in these boxes.



PatientCareLink is a joint effort of the [Massachusetts Hospital Association \(MHA\)](#) and the [Organization of Nurse Leaders, MA-RI](#).

[Terms & Conditions](#) | [Sitemap](#)

[About PatientCareLink](#) | [For Patients & Families](#) | [Hospital Data](#) | [Success Stories](#) | [Participant Login](#)

© 2013 PatientCareLink. All rights reserved. Website designed by [Boston Interactive](#)



Glossary of Health Care Terms | Search Keywords...



- About PatientCareLink
- Hospital Data
- Success Stories
- Improving Patient Care
- Workforce
- For Patients & Families

Home - Hospital Data - Staffing Plans & Reports - 2006 Reports - Caritas - Holy Family Hospital - Caritas - Holy Family Hospital - St. Camillus

Hospital Data

Staffing Plans & Reports

- [2013 Plans](#)
- [2012 Reports](#)
- [2011 Reports](#)
- [2010 Reports](#)
- [2009 Reports](#)
- [2008 Reports](#)
- [2007 Reports](#)
- [2006 Reports](#)
- [FAQ's About Staffing Plans](#)

Performance Measures

Caritas - Holy Family Hospital - St. Camillus

204 Hospital Licensed Beds
 Acute Community - Non-Teaching
St. Camillus
 Adult Medical - Cardiac

Date of Services Reported: FY 2006

Average Number of Patients Per Day:	23.4
-------------------------------------	------

Direct Caregivers	Scheduled Hours	Shift Length	Number of Staff						
			Mon	Tues	Wed	Thurs	Fri	Sat	Sun
Day Shift									
RN	7am-3pm	8.0	6.0	6.0	6.0	6.0	6.0	6.0	6.0
Unclassified Assistive Personnel	7am-3pm	8.0	3.0	3.0	3.0	3.0	3.0	3.0	3.0
Evening Shift									
RN	3pm-11pm	8.0	5.0	5.0	5.0	5.0	5.0	5.0	5.0
Unclassified Assistive Personnel	3pm-11pm	8.0	2.0	2.0	2.0	2.0	2.0	2.0	2.0
Night Shift									
RN	11pm-7am	8.0	5.0	5.0	5.0	5.0	5.0	5.0	5.0
Unclassified Assistive Personnel	11pm-7am	8.0	1.0	1.0	1.0	1.0	1.0	1.0	1.0

Plan / Budgeted Direct WHPPD (Worked Hours Per Patient Day)	7.49
Actual Worked Hours Per Patient Day	7.90
% Difference	5.47
click here for more information	

Additional Care Team Members			
Click here for Care Team Member definitions			
Skills	Shift Coverage		
	Day	Evening	Night
Unit Nurse Management	x		
Staff Educator	x		
Clinical Nurse Specialist	x	x	
Unit Clerical Support	x	x	
1:1 Patient Observer	x	x	x
Admissions Nurse			
Patient Transport Team	x	x	
IV Therapy Team / Line Access			
Monitor Technician			
Rapid Response Team	x	x	x
Respiratory Therapy Support	x	x	x
Nutritionist	x		

Additional Unit Information:
Unit Manager is over St. Camillus & Critical Care Units
Telemetry Unit
Patient Transport is only on until 7pm Monday - Friday
Educator is over all Inpatient Units
RNs start own IVs
Cardiac Cath Outpatients Recovered here
Dialysis done on Unit - Outsourced
Nursing students as available
Centralized Pharmacy for all Units

Rehab Activities (OT, PT, Speech)			
Clinical Pharmacist	x	x	
Licensed Social Services / Case Management	x		
Spiritual Services	x	x	x
Hospitalist / NP / PA	x		
Intensivist / Neonatologist			
Nursing Student	x		
Recreation / Milieu Therapist			
Intern / Resident			

The list of caregivers in these boxes were provided to all hospitals.

Individual hospitals added the types of caregivers shown in these boxes.



PatientCareLink is a joint effort of the [Massachusetts Hospital Association \(MHA\)](#) and the [Organization of Nurse Leaders, MA-RI](#).

[Terms & Conditions](#) | [Sitemap](#)

[About PatientCareLink](#) | [For Patients & Families](#) | [Hospital Data](#) | [Success Stories](#) | [Participant Login](#)

© 2013 PatientCareLink. All rights reserved. Website designed by [Boston Interactive](#)



Glossary of Health Care Terms | Search Keywords...



- About PatientCareLink
- Hospital Data
- Success Stories
- Improving Patient Care
- Workforce
- For Patients & Families

Home - Hospital Data - Staffing Plans & Reports - 2006 Reports - Caritas - Holy Family Hospital - Caritas - Holy Family Hospital - TCU

Hospital Data

Staffing Plans & Reports

[2013 Plans](#)

[2012 Reports](#)

[2011 Reports](#)

[2010 Reports](#)

[2009 Reports](#)

[2008 Reports](#)

[2007 Reports](#)

[2006 Reports](#)

[FAQ's About Staffing Plans](#)

Performance Measures

Caritas - Holy Family Hospital - TCU

204 Hospital Licensed Beds
 Acute Community - Non-Teaching
[TCU](#)
 Adult Rehabilitation

Date of Services Reported: FY 2006

Average Number of Patients Per Day:	16.0
-------------------------------------	------

Direct Caregivers	Scheduled Hours	Shift Length	Number of Staff						
			Mon	Tues	Wed	Thurs	Fri	Sat	Sun
Day Shift									
RN	7am-3pm	8.0	2.0	2.0	2.0	2.0	2.0	2.0	2.0
Unlicensed Assistive Personnel	7am-3pm	8.0	2.0	2.0	2.0	2.0	2.0	2.0	2.0
Evening Shift									
RN	3pm-11pm	8.0	2.0	2.0	2.0	2.0	2.0	2.0	2.0
Unlicensed Assistive Personnel	3pm-11pm	8.0	1.0	1.0	1.0	1.0	1.0	1.0	1.0
Unlicensed Assistive Personnel	3pm-8pm	5.0	1.0	1.0	1.0	1.0	1.0	1.0	1.0
Night Shift									
RN	11pm-7am	8.0	2.0	2.0	2.0	2.0	2.0	2.0	2.0
Unlicensed Assistive Personnel	11pm-7am	8.0	1.0	1.0	1.0	1.0	1.0	1.0	1.0

Plan / Budgeted Direct WHPPD (Worked Hours Per Patient Day)	5.30
Actual Worked Hours Per Patient Day	5.42
% Difference	2.26

Additional Care Team Members			
Skills	Shift Coverage		
	Day	Evening	Night
Unit Nurse Management	x		
Staff Educator	x		
Clinical Nurse Specialist			
Unit Clerical Support	x	x	
1:1 Patient Observer	x	x	x
Admissions Nurse			
Patient Transport Team	x		
IV Therapy Team / Line Access			
Monitor Technician			
Rapid Response Team	x	x	x
Respiratory Therapy Support	x	x	x
Nutritionist	x		

Additional Unit Information:
Transitional Care Unit.
Nurse Manager is over St. Mary's & TCU
Unit Clerk is only on until 8pm Monday - Friday
Educator is over all Inpatient Units
RNs Start own IVs
Patient Transport is only on until 3pm Monday - Friday
Centralized Pharmacy for all Units

Rehab Activities (OT, PT, Speech)	x		
Clinical Pharmacist	x	x	
Licensed Social Services / Case Management	x		
Spiritual Services	x	x	x
Hospitalist / NP / PA	x		
Intensivist / Neonatologist			
Nursing Student			
Recreation / Milieu Therapist	x		
Intern / Resident			

The list of caregivers in these boxes were provided to all hospitals.

Individual hospitals added the types of caregivers shown in these boxes.



PatientCareLink is a joint effort of the [Massachusetts Hospital Association \(MHA\)](#) and the [Organization of Nurse Leaders, MA-RI](#).

[Terms & Conditions](#) | [Sitemap](#)

[About PatientCareLink](#) | [For Patients & Families](#) | [Hospital Data](#) | [Success Stories](#) | [Participant Login](#)

© 2013 PatientCareLink. All rights reserved. Website designed by [Boston Interactive](#).



- About PatientCareLink
- Hospital Data
- Success Stories
- Improving Patient Care
- Workforce
- For Patients & Families

[Home](#) » [Hospital Data](#) » [Staffing Plans & Reports](#) » [2006 Reports](#) » [Caritas - Holy Family Hospital](#) » Caritas - Holy Family Hospital - St. Therese's

Hospital Data

Staffing Plans & Reportsa

- [2013 Plans](#)
- [2012 Reports](#)
- [2011 Reports](#)
- [2010 Reports](#)
- [2009 Reports](#)
- [2008 Reports](#)
- [2007 Reports](#)
- [2006 Reports](#)
- [FAQs About Staffing Plans](#)

Performance Measures

Caritas - Holy Family Hospital - St. Therese's

204 Hospital Licensed Beds
 Acute Community - Non-Teaching
[St. Therese's](#)
 Adult & Pediatrics Med / Surg Combined

Date of Services Reported: FY 2006

Average Number of Patients Per Day:	22.4
-------------------------------------	------

Direct Caregivers	Scheduled Hours	Shift Length	Number of Staff						
			Mon	Tues	Wed	Thurs	Fri	Sat	Sun
Day Shift									
RN	7am-3pm	8.0	5.0	5.0	5.0	5.0	5.0	5.0	5.0
Unlicensed Assistive Personnel	7am-3pm	8.0	3.0	3.0	3.0	3.0	3.0	3.0	3.0
Evening Shift									
RN	3pm-11pm	8.0	5.0	5.0	5.0	5.0	5.0	5.0	5.0
Unlicensed Assistive Personnel	3pm-11pm	8.0	2.0	2.0	2.0	2.0	2.0	2.0	2.0
Night Shift									
RN	11pm-7am	8.0	4.0	4.0	4.0	4.0	4.0	4.0	4.0
Unlicensed Assistive Personnel	11pm-7am	8.0	1.0	1.0	1.0	1.0	1.0	1.0	1.0

Plan / Budgeted Direct WHPPD (Worked Hours Per Patient Day)	7.14
Actual Worked Hours Per Patient Day	7.10
% Difference	- 0.56

Additional Care Team Members			
Skills	Shift Coverage		
	Day	Evening	Night
Unit Nurse Management	x		
Staff Educator	x		
Clinical Nurse Specialist			
Unit Clerical Support	x	x	
1:1 Patient Observer	x	x	x
Admissions Nurse			
Patient Transport Team	x	x	
IV Therapy Team / Line Access			
Monitor Technician			
Rapid Response Team	x	x	x
Respiratory Therapy Support	x	x	x
Nutritionist	x		
Rehab Activities (OT, PT, Speech)			

Additional Unit Information:
Unit Manager is over St. Therese & St. Anne's Units
Unit Clerk is only on until 8pm Monday - Friday
Unit has 21 Adult Beds & seven Pediatric Beds
Transport is only on until 7pm Monday - Friday
Educator is over all Inpatient Units
RNs start own IVs
Nursing students as available
Centralized Pharmacy for all Units

Clinical Pharmacist	x	x	
Licensed Social Services / Case Management	x		
Spiritual Services	x	x	x
Hospitalist / NP / PA	x		
Intensivist / Neonatologist			
Nursing Student	x		
Recreation / Milieu Therapist			
Intern / Resident			

The list of caregivers in these boxes were provided to all hospitals.

Individual hospitals added the types of caregivers shown in these boxes.



PatientCareLink is a joint effort of the [Massachusetts Hospital Association \(MHA\)](#) and the [Organization of Nurse Leaders, MA-RI](#).

[Terms & Conditions](#) | [Sitemap](#)

[About PatientCareLink](#) | [For Patients & Families](#) | [Hospital Data](#) | [Success Stories](#) | [Participant Login](#)

© 2013 PatientCareLink. All rights reserved. Website designed by [Boston Interactive](#)